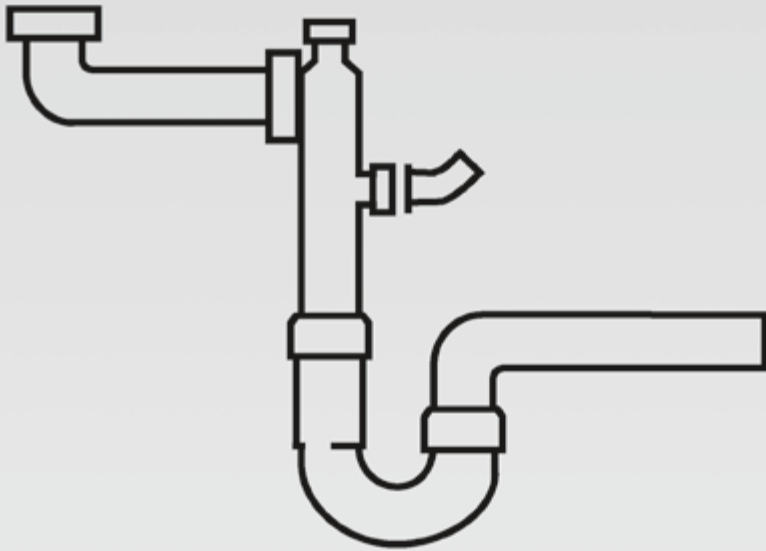


# Drainage technology

V3 Drains for basins, sinks and appliances

V3



**viega**



**tested in accordance with EN 274, quality controlled.**

Quick mounting and flexible. Universal combinations and practical solutions simplify the handling.

Appliance connections and special adapters make additional application variants possible.

Gain of space under the sink due to the clever technology of the space saving traps.

Environmentally friendly PP (polypropylene). This high-quality material guarantees the best compatibility for domestic waste waters.

**Index**

Drain valves	644
Drain and overflow fittings	646
Space maker	646
Pipe odour traps	647
Drain connections	648
Odour traps for basins and appliances	651
Concealed and pre-wall odour traps	653
Concealed odour traps for appliances, with integrated water supply	654
Plaster collection basin	656
Accessories for sink drains	656
Accessories	659



4 015211 305611

**EAN-Code**

The EAN-Code composed out of the constant manufacturer number 4015211 and a six-digit article code - in this example 305 611. The exchange of the last six digits against the article code shows the EAN-Code.



**Drain valves**

**Drain valve**

- for sink

Components

valve top made of stainless steel, valve plug with triangular hook, lower part of valve made of plastic

Model	G	Ø	VBCH	PU	Article
7432	1½	70	40	50	102 678
7622	1½	70	55	1	108 519

VBCH = valve bottom construction height



**Drain valve**

- for sink

Components

valve top made of stainless steel, valve plug with key ring, lower part of valve made of plastic

Model	G	Ø	VBCH	PU	Article
7432.31	1½	70	40	50	101 961
7622.31	1½	70	55	50	104 849

VBCH = valve bottom construction height



**Drain valve**

- for sink

Components

valve top made of stainless steel, valve plug, chrome-plated ball chain (250 mm) with chain holder, lower part of valve made of plastic

Model	G	Ø	VBCH	PU	Article
7432.51	1½	70	40	50	106 140
7622.51	1½	70	55	50	109 233

VBCH = valve bottom construction height



**Drain valve**

- for sink

Components

stainless steel removable strainer valve, valve top made of stainless steel, lower part of valve made of plastic

**Model 7128**

G	Ø	VBCH	S90	PU	Article
1½	114,5	60	✓	40	109 967

VBCH = valve bottom construction height

S90 = for basin with Ø 90 drain hole



**Standpipe valve**

- for sink

Components

chrome-plated brass standpipe, valve top made of stainless steel, lower part of valve made of plastic

**Model 7721**

G	Ø	VBCH	L	PU	Article
1½	70	40	140	1	126 032

VBCH = valve bottom construction height



**Drain valve**  
- for sink  
Components  
stainless steel sieve, brass valve bottom  
**Model 7121**

G	Ø	VBCH	PU	Article
1½	80	25	50	107 673
2	80	25	1	117 146

VBCH = valve bottom construction height



**Drain valve**  
- for sink  
Components  
stainless steel sieve, lower part of valve made of plastic  
**Model 7121K**

G	Ø	VBCH	PU	Article
1½	80	40	1	117 429

VBCH = valve bottom construction height



**Drain valve**  
- for sink  
Components  
valve top made of stainless steel, valve plug with triangular hook, brass valve bottom  
**Model 7122**

G	Ø	VBCH	PU	Article
1½	80	25	25	103 385
2	80	25	1	116 354

VBCH = valve bottom construction height



**Universal valve**  
Components  
valve top made of stainless steel, valve plug, chrome-plated ball chain with chain holder  
**Model 7122.05**

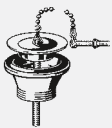
G	Ø	PU	Article
1½	80	25	128 067



**Drain valve**  
- for sink  
Components  
valve top made of stainless steel, valve plug with triangular hook, lower part of valve made of plastic  
**Model 7122K**

G	Ø	VBCH	PU	Article
1½	80	40	25	109 516

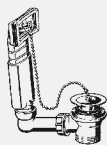
VBCH = valve bottom construction height



**Drain valve**  
- for sink  
Components  
valve top made of stainless steel, valve plug, chrome-plated ball chain with chain holder  
**Model 7122.051**

G	Ø	PU	Article
1½	80	1	116 224

### Drain and overflow fittings



**Drain/overflow**

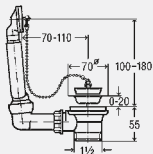
- for sink
- plastic

**Components**

valve top made of stainless steel, height-adjustable overflow pipe, ball joint, valve plug with chrome-plated ball chain (250 mm) and chain holder

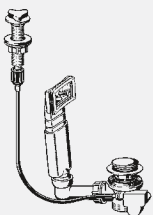
quality controlled in accordance with EN 274

**Model 7462.71**



G	Ø	VBCH	PU	Article
1½	70	55	50	<b>100 834</b>

VBCH = valve bottom construction height



**Drain/overflow**

- for sink
- plastic

**Components**

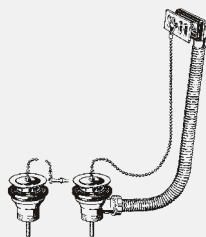
bowden cable mechanism, chrome-plated turning actuator, valve top made of stainless steel, chrome-plated valve cone, height-adjustable overflow pipe, ball joint

**Model 7138.2**

G	Ø	VBCH	WOF	PU	Article
1½	70	70	✓	1	<b>147 266</b>

VBCH = valve bottom construction height

WOF = with overflow



**Drain/overflow**

- for double sink with Ø 80 mm ring seal

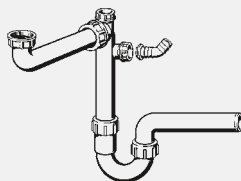
**Components**

overflow sieve, valve top made of stainless steel, flexible overflow pipe, valve plug, chrome-plated ball chain with chain holder

**Model 7463**

G	Ø	PU	Article
1½	80	1	<b>340 186</b>

### Space maker



**Space maker Pipe odour trap**

- for sink

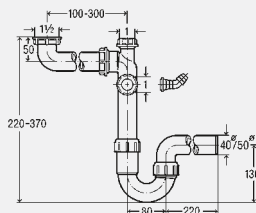
**Components**

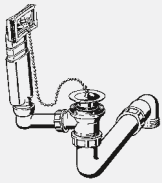
waste water hose connection, horizontal drain

quality controlled in accordance with EN 274

**Model 7850**

G	DN	PU	Article
1½	40	10	<b>104 429</b>
1½	50	10	<b>104 054</b>





**Space maker Drain/overflow**

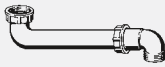
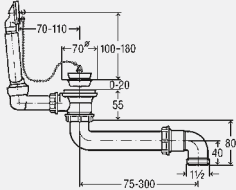
- for reversible single sink
- plastic

**Components**

drain elbow 90°, valve top made of stainless steel, height-adjustable overflow pipe with ball joint, valve plug with chrome-plated ball chain (250 mm) and chain holder

**Model 7860.71**

G	Ø	PU	Article		
1½	70	25	113 971		

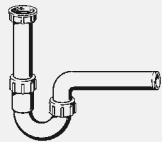


**Drain elbow 90°**

- plastic
- Model 7860.71-880**

G1	G2	L	PU	Article		
1½	1½	90-230	1	105 785		

**Pipe odour traps**



**Pipe odour trap**

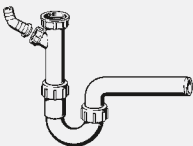
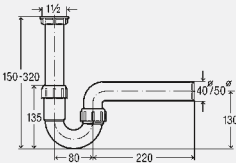
- for sink
- plastic

**Components**

horizontal drain  
quality controlled in accordance with EN 274

**Model 7985**

G	DN	PU	Article		
1½	40	25	105 716		
1½	50	25	107 888		



**Pipe odour trap**

- for sink
- plastic

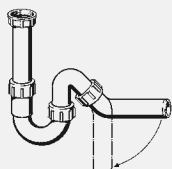
**Components**

waste water hose connection,  
horizontal drain

quality controlled in accordance with EN 274

**Model 7985.10**

G	DN	PU	Article		
1½	40	25/500	102 449		
1½	50	25/500	102 838		



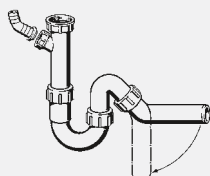
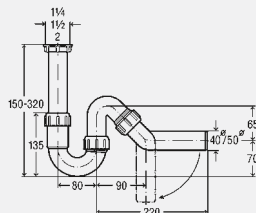
**Pipe odour trap**

- for sink
- plastic

**Components**  
 drain elbow 45°  
 quality controlled in accordance with EN 274

**Model 7985.20**

G	DN	PU	Article
1¼	40	25	113 957
1¼	50	25	115 449
1½	40	50	104 634
1½	50	50	102 821
2	50	25	115 654



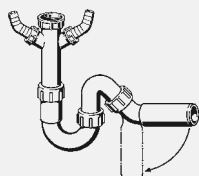
**Pipe odour trap**

- for sink
- plastic

**Components**  
 drain elbow 45°, waste water hose connection  
 quality controlled in accordance with EN 274

**Model 7985.30**

G	DN	PU	Article
1¼	40	25	114 596
1¼	50	25/500	118 242
1½	40	50/500	101 800
1½	50	50	101 206
2	50	25	116 668



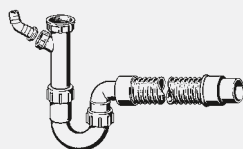
**Pipe odour trap**

- for sink
- plastic

**Components**  
 drain elbow 45°, 2 waste water hose connections  
 quality controlled in accordance with EN 274

**Model 7985.32**

G	DN	PU	Article
1½	50	1	694 166

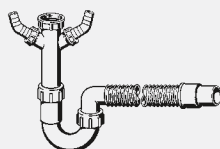


**Pipe odour trap**

- for sink
- plastic

**Components**  
 flexible drain pipe, waste water hose connection  
**Model 7985.15**

G	L	DN	PU	Article
1½	500	40/50	30/300	101 633



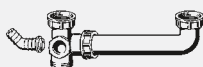
**Pipe odour trap**

- for sink
- plastic

**Components**  
 flexible drain pipe, 2 waste water hose connections  
**Model 7985.17**

G	L	DN	PU	Article
1½	500	40/50	1	694 159

**Drain connections**



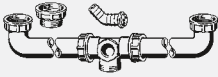
**Drain connection**

- for double sink

**Components**  
 eccentric drain, waste water hose connection  
**Model 791**

G	L	PU	Article
1½	80-310	25	112 288













































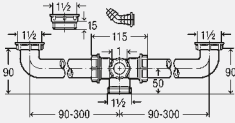


**Drain connection**  
- for double sink  
- plastic

G1	G2	L	PU	Article
1½	1½	180-600	25	113 063

**Components**  
central drain, waste water hose connection, height adjustment piece

**Model 792**

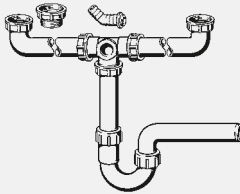
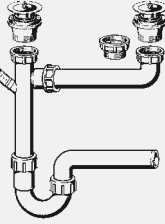


**Drain connection**  
- for double sink  
**Components**

eccentric drain, height adjustment piece, waste water hose connection, valve top made of stainless steel, valve plug, pipe odour trap

**Model 79485.1**

G	Ø	DN	L	PU	Article
1½	70	40	90-310	30	365 875
1½	70	50	90-310	25	329 174

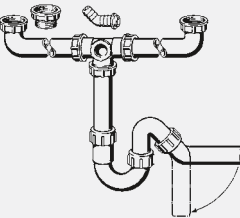


**Drain connection**  
- for double sink  
**Components**

central drain, waste water hose connection, height adjustment piece, pipe odour trap

**Model 7928.5**

G	DN	L	PU	Article
1½	40	160-570	25	119 744

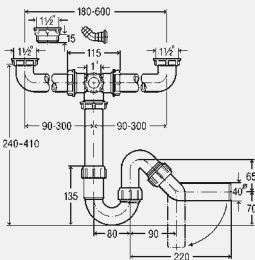


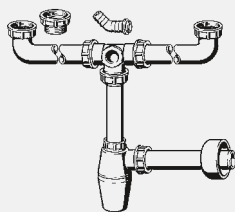
**Drain connection**  
- for double sink  
**Components**

central drain, waste water hose connection, height adjustment piece, pipe odour trap, drain elbow 45°

**Model 7928.520**

G	DN	L	PU	Article
1½	40	160-570	30	124 205





**Drain connection**

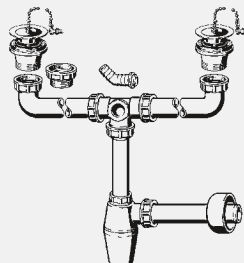
- for double sink

**Components**

central drain, waste water hose connection, bottle odour trap

**Model 7929.12**

G	DN	L	PU	Article
1½	40	160-570	30	140 977



**Drain connection**

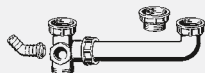
- for double sink

**Components**

central drain, waste water hose connection, valve top made of stainless steel, valve plug, chrome-plated ball chain with chain holder, bottle odour trap

**Model 7929.11**

G	Ø	DN	L	PU	Article
1½	70	40	160-570	25	125 417



**Drain connection**

- for double sink

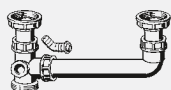
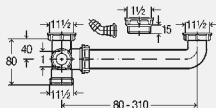
- plastic

**Components**

eccentric drain, waste water hose connection, height adjustment piece

**Model 794**

G1	G2	L	PU	Article
1½	1½	80-310	25	104 917



**Drain connection**

- for double sink

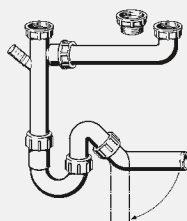
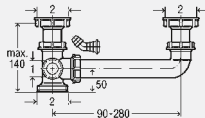
- plastic

**Components**

eccentric drain, waste water hose connection

**Model 794.1**

G1	G2	L	PU	Article
2	2	80-285	1	122 539



**Drain connection**

- for double sink

- plastic

**Components**

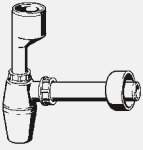
eccentric drain, waste water hose with connection cap, height adjustment piece, pipe odour trap, drain elbow 45°

quality controlled in accordance with EN 274

**Model 79485.20**

G	DN	L	PU	Article
1½	40	90-310	25/400	109 585
1½	50	90-310	25/300	107 147

**Odour traps for basins and appliances**

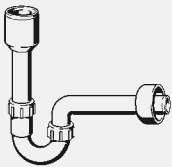
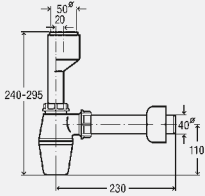


**Bottle odour trap**  
 - for urinals and sink basins without integrally odour trap  
 - plastic

**Components**  
 eccentric connection, lip seal, rosette, horizontal drain

**Model 5725.94**

DN1	DN2	PU	Article
50	40	1	112 271

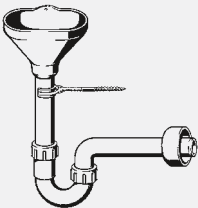
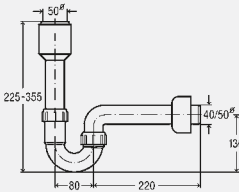


**Pipe odour trap**  
 - for urinals and sink basins without integrally odour trap  
 - plastic

**Components**  
 horizontal drain, lip seal, rosette  
 quality controlled in accordance with EN 274

**Model 7985.94**

DN1	DN2	PU	Article
50	40	1	117 771
40	50	10	114 640

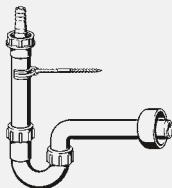


**Pipe odour trap**  
 - plastic  
**Components**  
 adjusting pipe with funnel for leaking water, wall bracket, horizontal drain

quality controlled in accordance with EN 274

**Model 7985.945**

DN	PU	Article
40	10	111 809
50	10/200	105 181

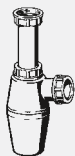


**Pipe odour trap**  
 - for waste water hose from washing machine or dishwasher  
 - plastic

**Components**  
 wall bracket, horizontal drain, rubber nipple, nozzle  
 quality controlled in accordance with EN 274

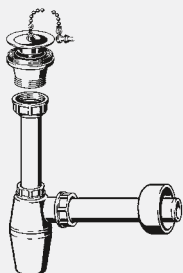
**Model 7985.80**

DN	PU	Article
40	25	104 047
50	25/400	102 593



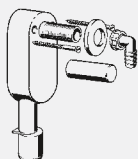
**Bottle odour trap**  
 - plastic  
 - without drain pipe, rosette  
**Components**  
 cup Ø 50 mm  
**Model 5725.2**

G	DN	PU	Article
1¼	32	50	<b>101 992</b>
1¼	40	50	<b>137 755</b>
1½	40	50	<b>103 149</b>



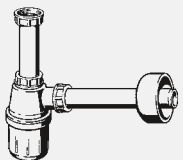
**Bottle odour trap**  
 - plastic  
**Components**  
 cup Ø 50 mm, stainless steel  
 universal valve, valve plug,  
 chrome-plated ball chain with  
 chain holder  
**Model 5725.916**

G	Ø	DN	PU	Article
1½	70	40	50	<b>121 907</b>



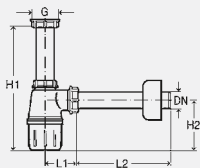
**Odour trap**  
 - for wall installation, waste water hose from washing machine or dishwasher  
**Components**  
 drain pipe vertical, fixing screws, protective cap for thread, hose screw fitting 90°, cap, stainless steel rosette  
 quality controlled in accordance with EN 274  
**Model 5635.6**

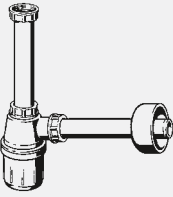
DN	PU	Article
40/50	10	<b>370 756</b>



**Bottle odour trap**  
 - plastic  
**Components**  
 cup Ø 50 mm  
**Model 5725**

G	DN	L1	L2	H1	H2	PU	Article
1¼	32	40	185	145-235	100	50	<b>108 694</b>
1¼	40	45	180	150-240	105	25	<b>151 560</b>
1½	40	45	180	160-225	105	25	<b>119 270</b>



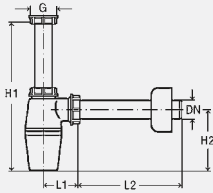


**Bottle odour trap**

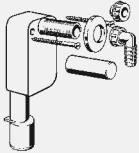
- plastic
- Components**
- long adjusting pipe

**Model 5725.911**

G	DN	L1	L2	H1	PU	Article		
1¼	32	40	185	145-315	50	109 363		
1½	40	45	180	160-280	25	108 991		



**Concealed and pre-wall odour traps**



**Odour trap**

- for wall installation, waste water hose from washing machine or dishwasher

- plastic

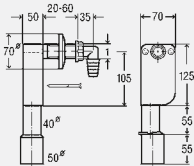
**Components**

- drain pipe vertical, fixing screws, protective cap for thread, hose screw fitting 90°, closing cap, stainless steel rosette

quality controlled in accordance with DIN 19541

**Model 5635.7**

DN	PU	Article		
40/50	10/420	452 452		

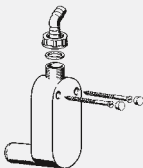


**Extension**

- for threaded connection of the elbow hose screw fitting
- plastic

**Model 5625.55**

G	L	Version	PU	Article		
1	50	white	5	131 623		



**Odour trap**

- for wall mounting, waste water hose from washing machine or dishwasher

- plastic

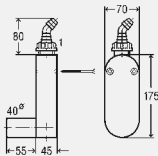
**Components**

- horizontal drain pipe, fixing screws, hose screw fitting 45°

quality controlled in accordance with DIN 19541

**Model 5636**

DN	PU	Article		
40	10	364 625		





**Odour trap**

- for wall mounting, waste water hose from washing machine or dishwasher

- plastic

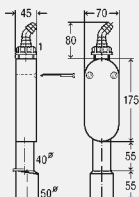
**Components**

- drain pipe vertical, fixing screws, hose screw fitting 45°

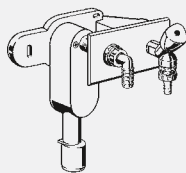
quality controlled in accordance with DIN 19541

**Model 5636.1**

DN	PU	Article		
40/50	10	<b>364 687</b>		



**Concealed odour traps for appliances, with integrated water supply**



**Odour trap**

- for wall installation, waste water hose from washing machine or dishwasher

- plastic

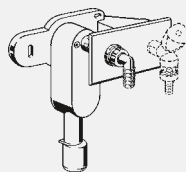
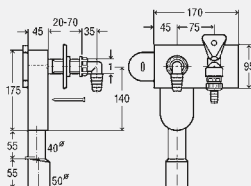
**Components**

- integrated water supply, valve with backflow preventer and pipe aerator, mounting rail, stainless steel cover plate, chrome-plated hose screw fitting 90°

quality controlled in accordance with DIN 19541

**Model 5635.1**

DN	PU	Article		
40/50	1	<b>369 156</b>		



**Odour trap**

- for wall installation, waste water hose from washing machine or dishwasher

- plastic

- without water supply

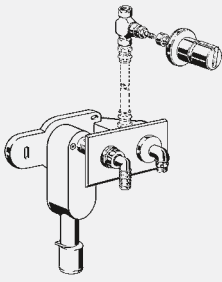
**Components**

- mounting rail, stainless steel cover plate, chrome-plated hose screw fitting 90°

quality controlled in accordance with DIN 19541

**Model 5635.3**

DN	PU	Article		
40/50	1	<b>636 364</b>		



**Odour trap**

- for wall installation, waste water hose from washing machine or dishwasher
- plastic

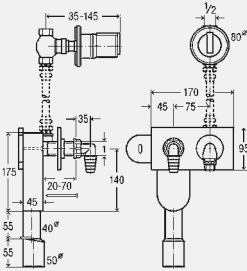
**Components**

integrated water supply, concealed valve 1/2", connection elbow with backflow valve and pipe aerator, mounting rail, stainless steel cover plate, chrome-plated hose screw fitting 90°

quality controlled in accordance with DIN 19541

**Model 5635.2**

DN	PU	Article		
40/50	1	369 217		



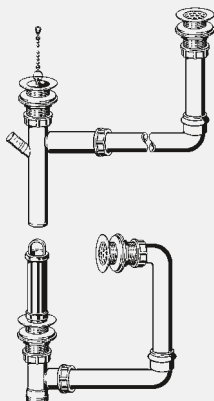
### Plaster collection basin

#### Drain/overflow

- for plaster collection basin

#### Components

slotted valve, sieve



Model	UB	LB	AV	SVBC	PBC	G	Version	PU	Article
3715	✓	✓	✓	✓	✓	1½	white	1	140 793
3715.1	✓		✓		✓	1½	white	1	163 440
3715.5		✓	✓	✓		1½	white	1	151 423

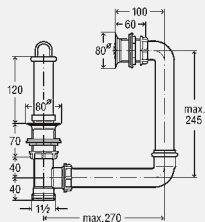
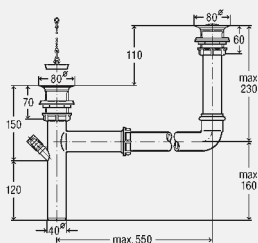
LB = for the lower basin

UB = for the upper basin

PBC = plug and ball chain 500 mm

AV = additional valve made of brass

SVBC = standard valve and brass cone



### Accessories for sink drains

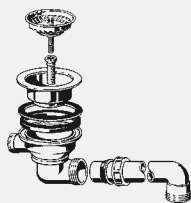
#### Drain valve set

- without bowden cable mechanism

#### Components

overflow connection, stainless steel removable strainer valve, drain elbow 90°, valve top made of stainless steel

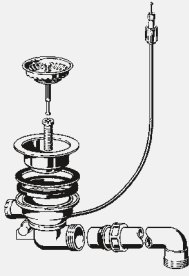
#### Model 7139.15



G	Ø	S90	PU	Article
1½	114,5	✓	1	578 886

S90 = for basin with Ø 90 drain hole





**Drain valve set**

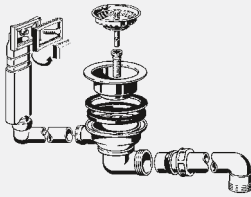
Components

bowden cable mechanism, overflow connection, stainless steel removable strainer valve, drain elbow 90°, valve top made of stainless steel

**Model 7139.16**

G	Ø	S90	PU	Article
1½	114,5	✓	1	578 893

S90 = for basin with Ø 90 drain hole



**Drain valve set**

- without bowden cable mechanism

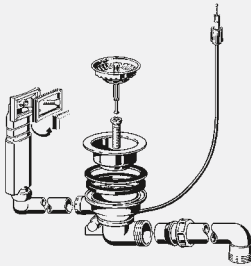
Components

overflow, stainless steel removable strainer valve, drain elbow 90°, valve top made of stainless steel

**Model 7139.151**

G	Ø	S90	PU	Article
1½	114,5	✓	1	678 548

S90 = for basin with Ø 90 drain hole



**Drain valve set**

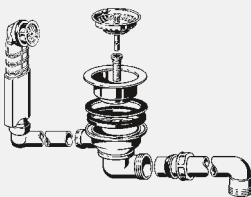
Components

bowden cable mechanism, overflow, stainless steel removable strainer valve, drain elbow 90°, valve top made of stainless steel

**Model 7139.161**

G	Ø	S90	PU	Article
1½	114,5	✓	1	678 562

S90 = for basin with Ø 90 drain hole



**Drain valve set**

- without bowden cable mechanism

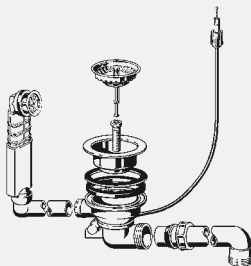
Components

round overflow, overflow sieve, stainless steel removable strainer valve, drain elbow 90°, valve top made of stainless steel

**Model 7139.152**

G	Ø	S90	PU	Article
1½	114,5	✓	1	678 555

S90 = for basin with Ø 90 drain hole



**Drain valve set**

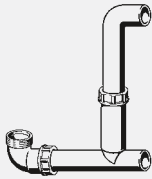
Components

bowden cable mechanism, round overflow, overflow sieve, stainless steel removable strainer valve, drain elbow 90°, valve top made of stainless steel

**Model 7139.162**

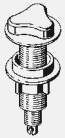
G	Ø	S90	PU	Article
1½	114,5	✓	1	678 579

S90 = for basin with Ø 90 drain hole



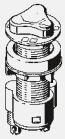
**Drain connection**  
 - for double sink  
 - plastic  
**Model 7139.20**

DN	PU	Article		
40	1	689 025		



**Turning actuator**  
 - for bowden cable nut made of plastic  
**Model 7139.11**

	PU	Article		
	1	577 445		



**Double turning knob**  
 - for bowden cable nut made of plastic  
**Model 7139.13**

	PU	Article		
	1	578 862		



**Cup valve**  
 - for sink with bowden cable mechanism  
 - stainless steel  
**Model 7139.169**

Ø	PU	Article		
82	1	680 695		



**Cup valve**  
 - for sink with manual actuation  
 - stainless steel  
**Model 7139.159**

Ø	PU	Article		
82	1	680 688		



**Seal**  
 - for sink  
**Model 97100-93C**

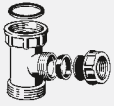
S90	PU	Article		
✓	1	306 403		

S90 = for basin with Ø 90 drain hole



**Bowden cable**  
 - for sink with plastic nut  
**Model 7139.17**

L	PU	Article		
600	1	678 586		



**Adapter**  
 - plastic  
Components  
 overflow or appliances connection  
**Model 7139.18**

G1	G2	Ø	H	PU	Article
1½	1½	25	65	1	678 593

**Accessories**



**Adjusting pipe drain pipe**  
 - plastic  
Components  
 seal  
**Model 6892**

G	DN	L	PU	Article
1¼	34	200	1	121 631
1¼	40	120	10	115 432
1¼	40	200	10	125 400
1½	40	120	10	107 840
1½	40	200	10	106 591
1½	40	500	5	136 888
1½	50	120	10	108 731
1½	50	250	10	118 686
2	40	200	5	130 534
2	50	500	5	154 424



**Adjusting pipe**  
 - plastic  
Components  
 seal, hose screw fitting 45°  
**Model 7985.31-697**

G	DN	L	PU	Article
1½	40	200	10	117 153



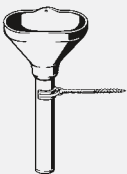
**Adjusting pipe**  
 - plastic  
Components  
 seal, lateral connection  
**Model 7985.30-697**

G	DN	L	PU	Article
1¼	40	200	10	115 388
1½	40	200	10	111 045



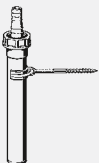
**Adjusting pipe**  
 - plastic  
Components  
 seal, 2 hose screw fittings 45°  
**Model 7985.50**

G	DN	L	PU	Article
1½	40	200	10	104 559



**Adjusting pipe**  
 - for leaking water  
 - plastic  
Components  
 adjusting pipe, wall bracket  
**Model 7985.945-639**

DN	L	PU	Article
40	240	1	113 698



**Adjusting pipe**  
 - for waste water hose from washing machine or dishwasher  
 - plastic  
Components  
 wall bracket, rubber nipple, nozzle  
**Model 4995.05-876**

DN	L	PU	Article
40	250	1	109 523



**Hose screw fitting 45°**  
 - for waste water hose connection  
 - plastic  
**Model 7968**

G	Ø	PU	Article
1	20-24	10	<b>102 999</b>



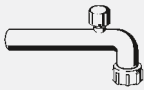
**Hose screw fitting 45°**  
 - for 2 waste water hose connections  
 - plastic  
**Model 7968.5**

G	Ø	PU	Article
1	20-24	10	<b>109 530</b>



**Hose screw fitting 90°**  
 - for waste water hose connection  
 - plastic  
**Model 7969**

G	Ø	PU	Article
1¼	20-24	10	<b>110 888</b>



**Outlet elbow 90°**  
 - plastic  
Components  
 pipe aerator, seal, sliding ring  
**Model 7985.01-881**

DN1	DN2	L	PU	Article
40	40	220	1	<b>118 426</b>



**Drain pipe**  
 - plastic  
Components  
 seal  
**Model 3891**

DN1	DN2	L	PU	Article
40	40	250	5	<b>124 786</b>
40	40	500	5	<b>130 220</b>
50	50	250	5	<b>129 514</b>
50	50	500	5	<b>125 691</b>



**Drain pipe**  
 - plastic  
 - flexible  
Components  
 seal  
 with general constructional approval (ABZ)  
**Model 3892**

DN1	DN2	L	PU	Article
50	50/40	250	10	<b>460 761</b>
50	50/40	500	10	<b>460 778</b>
50	50/40	750	10	<b>460 785</b>
50	50/40	1000	10	<b>674 465</b>



**Drain elbow 90°**  
 - plastic  
Components  
 seal  
**Model 7985.88V**

DN1	DN2	L	PU	Article
40	40	245	10	<b>667 375</b>
50	50	250	10	<b>667 368</b>



**Drain elbow 90°**  
 - plastic  
**Model 7985.47V**

DN1	DN2	L	PU	Article
40	40	245	10	<b>667 382</b>



**Pipe**  
 - plastic  
**Model 7987.570**

DN1	DN2	L	PU	Article
40	40	250	10	<b>104 641</b>



**Adapter**  
 - for connection from lead to plastic pipe  
 - plastic  
Components  
 lip seal  
**Model 7988.5**

DN	d	PU	Article
40	34	5	<b>106 270</b>



**Reducer**  
- plastic  
**Components**  
lip seal  
**Model 4919**

DN1	DN2	Version	PU	Article		
50	40	white	10	110 468		



**Soldering bush**  
- for connection of the odour trap to lead pipe  
- brass  
**Components**  
lip seal  
**Model 7989.270**

DN1	DN2	PU	Article		
40	40	5	117 665		
40	50	5	121 969		



**Rosette**  
- plastic  
**Model 5725.5-45V**

DN	Ø	H	PU	Article		
40	80	35	10	282 530		
40	85	50	10	282 547		
50	90	25	10	282 554		



**Rosette**  
- plastic  
**Model 5725-545**

DN	Ø	H	PU	Article		
32	75	25	1	553 555		



**Reducer**  
- plastic  
**Model 7391**

G1	G2	PU	Article		
1½	1¼	25	103 897		



**Reducer**  
- plastic  
**Model 7987V**

G1	G2	PU	Article		
1½	1¼	10	667 405		
2	1½	10	667 351		



**Height adjustment piece**  
- for height-adjustment piece 15 mm  
- plastic  
**Model 7942.89V**

G1	G2	H	PU	Article		
1½	1½	15	10	667 726		



**Sieve insert**  
- plastic  
**Model 7964-563**

for G	Ø	PU	Article		
1¼	35	1	106 904		
1½	40	1	110 987		



**Sieve insert**  
- stainless steel  
**Model 7139.19**

for G	Ø	PU	Article		
1½	40	1	678 609		

