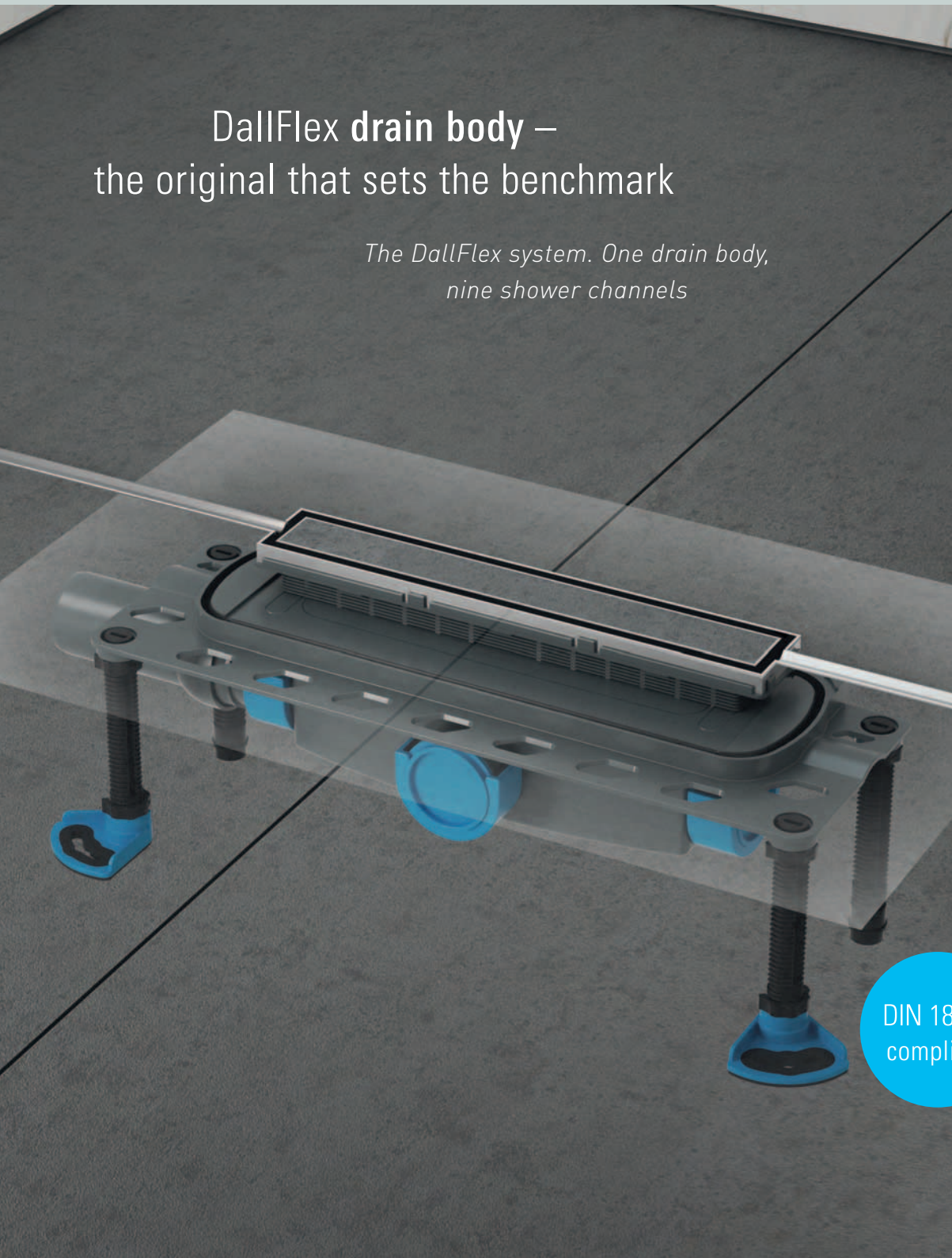


DallFlex drain body – the original that sets the benchmark

*The DallFlex system. One drain body,
nine shower channels*



DallFlex system

Overview 4

DallFlex drain body 6

DallFlex shower underlay 8

Shower channel family

CeraFloor Select 10

CeraFloor Individual 16

CeraFloor Pure 20

CeraWall Select 24

CeraWall Individual 28

CeraWall Pure 32

Zentrix 36

CeraNiveau 40

CeraFrame Individual 44

Cleaning 48

Order overview 50

Product range 56

Service 102

With the **DallFlex** system we have set a new benchmark

*1 drain body,
9 shower channels, more than 100 possible variations*

At the start of the Millenium Dallmer rocked the bathroom drainage world by showing a shower waste could be beautiful as well as functional. It was called 'Design'. 7 years later, CeraLine showed bathroom designers and their discerning clients that a channel need not look 'industrial' to drain a shower effectively.

And now, the DallFlex system has once again caught the mood of the moment with another cutting edge creation - or, rather, 9 different creations.

Two central points have since changed the bathroom: firstly, DallFlex has made cleaning the shower channel very simple – a major plus for hygiene and comfort. The channel is simply wiped clean and any dirt

in the fully removable trap insert can be quickly rinsed off without any fuss. And secondly, DallFlex has pioneered the option of a single platform able to accommodate a wide range of shower channels, so that options can be tailored to individual taste and budget.

No other drainage system currently offers the same level of versatility and flexibility.


So let your imagination run wild and take a closer look at the many advantages our system offers. And should you have any further queries, please feel free to call us on +49 2932 96160 or our British specialist team on +44 1787 248244.

The **DallFlex** system at a glance

DIN 18534
compliant

Key features of the DallFlex system family:

- Very simple cleaning for optimum hygiene
- Functional and elegant, thanks to customisable precision-fit option
- Reliable waterproofing with tool-free click-in DallFlex sealing sleeve
- Subtle product details, such as subsequent fine-positioning in all horizontal directions
- Multi-award-winning design



Drain body DallFlex



Drain body DallFlex vertical

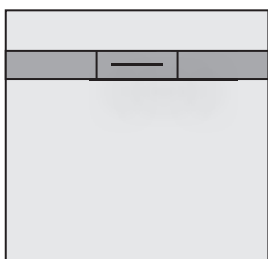
DallFlex – a drain body that is always a perfect fit

One system, seven shower channels – DallFlex offers stylish and easy-to-install solutions for virtually every structural situation.

or

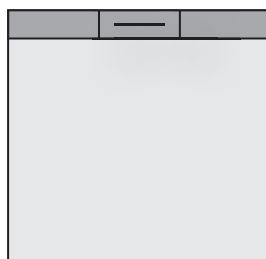


DallFlex shower underlay – with DallFlex drain body and integrated slope



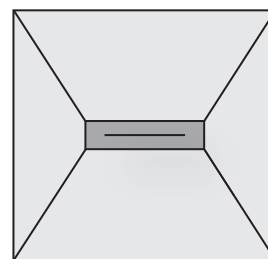
DallFlex Floor

suitable for shower channels CeraFloor Select, CeraFloor Individual and CeraFloor Pure



DallFlex Wall

suitable for shower channels CeraWall Select, CeraWall Individual, CeraWall Pure, CeraFloor Select and CeraFloor Pure



DallFlex Compact

suitable for shower channels Zentrix, CeraNiveau and CeraFrame Individual

Shower channels Floor



CeraFloor Select
(6 mm, massive)



CeraFloor Individual




CeraFloor Pure
(1,5 mm, edged)


Shower channels Wall



CeraWall Select
(5 mm, massive)



CeraWall Individual



CeraWall Pure
(1,5 mm, edged)

Shower channels Compact



Zentrix



CeraNiveau



CeraFrame Individual

DallFlex drain body



Key features of the DallFlex drain body:

- Installation in the screed, can be freely positioned against the wall or in the floor, depending on preference
- Universal drain body with removable trap insert and unique click-in sealing sleeve
- For installation with CeraFloor Select, CeraFloor Individual, CeraFloor Pure, CeraWall Select, CeraWall Individual, CeraWall Pure, Zentrix, CeraNiveau and CeraFrame Individual shower channels


Flexible sealing sleeve for bonded waterproofing as per DIN 18534



Easy-to-remove trap insert for quick cleaning; easy access to wastewater pipe



Asymmetrical interchangeable frame for adaptation to various wall covering thicknesses from 12 – 32 mm, even after installation in the screed



Tool-free positioning of drain outlet on three sides, moving ball joint for stress-free connection to the wastewater pipe

Mounting stands for acoustic decoupling and height adjustment




Also available with vertical outlet



Technical information

Build-in heights: 45 mm (vertical), 65 mm or 90 mm
 Drainage rates: 0.5 l/s – 2.35 l/s *
 Certified sound insulation in accordance with DIN 4109 and VDI 4100

* depending on the drain version and connection type



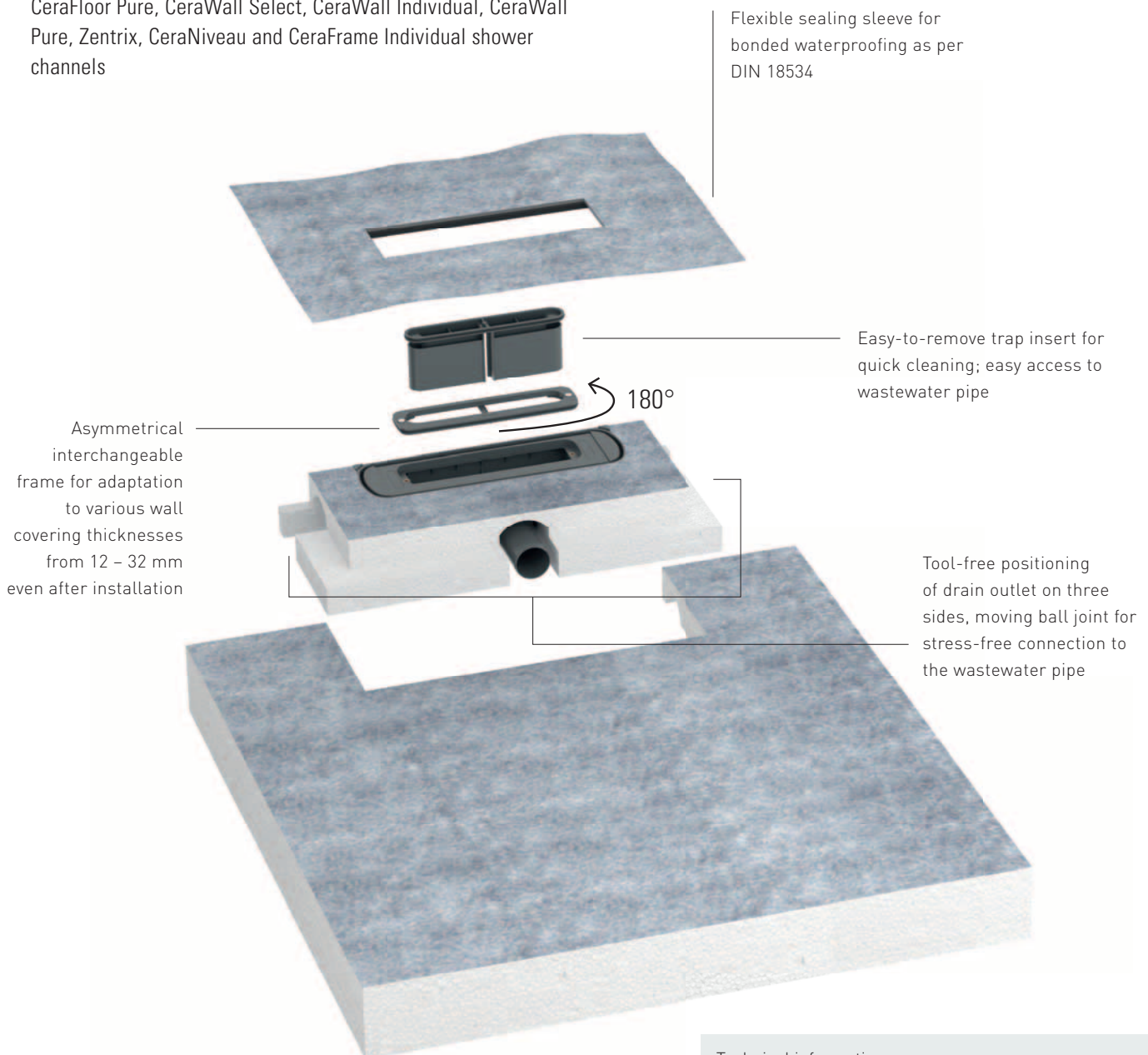
Installation example of DallFlex drain body with CeraWall Select

<p><u>How to select:</u></p> <p>Drain body DallFlex / DallFlex Plan</p> 	<p>Shower channel CeraFloor Select / CeraFloor Pure</p>  <p>or</p> <p>Shower channel CeraFloor Individual</p>  <p>or</p> <p>Shower channel CeraWall Select / CeraWall Pure</p>  <p>or</p> <p>Shower channel CeraWall Individual</p> 
<p>Drain body DallFlex vertical</p> 	<p>+</p> <p>Shower channel Zentrix</p>  <p>or</p> <p>Shower channel CeraNiveau</p>  <p>or</p> <p>Shower channel CeraFrame Individual</p> 

DallFlex shower underlay

Key features of the DallFlex shower underlay:


- Pre-sloped, top side reinforced with glass fibre fabric and lined with waterproof fleece
- Suitable for wheelchairs if tile size > 5 × 5 cm
- DallFlex drain body system with removable trap insert and click-in sealing sleeve
- For installation with CeraFloor Select, CeraFloor Individual, CeraFloor Pure, CeraWall Select, CeraWall Individual, CeraWall Pure, Zentrix, CeraNiveau and CeraFrame Individual shower channels



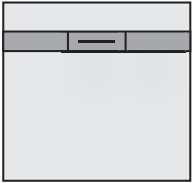






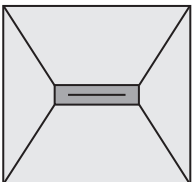



Technical information


Build-in heights: from 75 mm (incl. drain body system)
Drainage rates: 0.5 l/s – 0.8 l/s *
Certified sound insulation in accordance with
DIN 4109 and VDI 4100

* depending on the drain version and connection type



Installation example of DallFlex Compact shower underlay with CeraNiveau

<p><u>How to select:</u></p> <p>DallFlex Floor shower underlay</p> 	<p>Shower channel CeraFloor Select / CeraFloor Pure</p>  <p>or</p> <p>Shower channel CeraFloor Individual</p> 
<p>DallFlex Wall shower underlay</p> 	<p>Shower channel CeraWall Select / CeraWall Pure</p>  <p>or</p> <p>Shower channel CeraWall Individual</p>  <p>or</p> <p>Shower channel CeraFloor Select / CeraFloor Pure</p> 
<p>DallFlex Compact shower underlay</p> 	<p>Shower channel Zentrix</p>  <p>or</p> <p>Shower channel CeraNiveau</p>  <p>or</p> <p>Shower channel CeraFrame Individual</p> 



CeraFloor Select. The exclusive premium solid stainless steel shower channel for floor and wall alike





CeraFloor Select, the innovation

Modern bathrooms can be tailored to the individual demands and aspirations of the user. These days, open and generously sized level-access showers are considered the epitome of luxury and good taste, which is why we designed the CeraFloor Select shower channel, a system that develops its full effect over the surface area.

65 mm
90 mm

Installation height



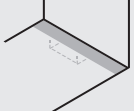
Very simple cleaning



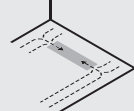
Lengths can be adjusted



Position in the shower




Position in the shower



No sloped side sections

Finish options

Satin stainless steel



Polished stainless steel



PVD-coated, anthracite, matt



PVD-coated, rose gold, matt



PVD-coated, brass, matt





Our service for you:
[installation video](#)

At dallmer.com/installation, you will find a video which clearly shows just how easy it is to install CeraFloor.

Technical information

Build-in heights with DallFlex drain body:

45 mm (vertical), 65 mm or 90 mm

Build-in heights with DallFlex shower underlay:
 from 80 mm

Drainage rates: 0.5 l/s – 1.0 l/s*

Suitable for floor finish of 10 – 32 mm and wall finish of 12 – 24 mm (including adhesive bed).

Lengths: 800 – 1500 mm, lengths above 1600 mm to be realised by combination of several CeraFloor shower channels.

* depending on the drain version and connection type

How to select:

CeraFloor Select shower channel



DallFlex drain body



or

DallFlex Floor shower underlay



or

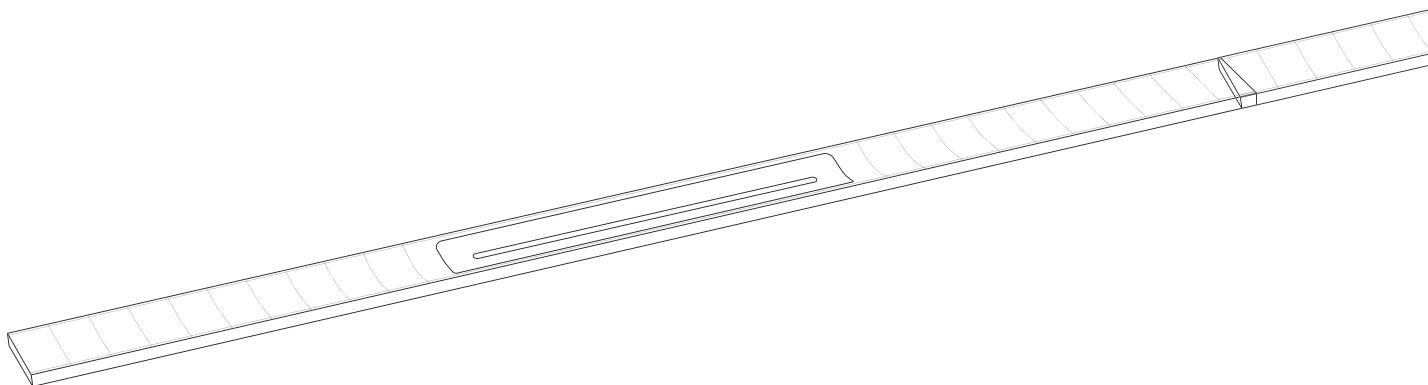
DallFlex Wall shower underlay





CeraFloor Select, shown with series connection, satin stainless steel

CeraFloor Select – with series connection



One step ahead

Whether in a hotel or spa, CeraFloor Select is the perfect choice for the drainage of large spa complexes and the all-round water drainage of pool areas.

In changing rooms, a row of showers can be created simply and stylishly. Everything is possible with CeraFloor Select thanks to its series connection system.

Installation of CeraFloor Select with lengths above 1600 mm

Lengths above 1600 mm to be realised by combination of several CeraFloor shower channels.

How to select:


Several CeraFloor Select shower channels combined to form overall length



+

Corresponding number of DallFlex drain bodies






CeraFloor Individual. The shower channel for floor installation with individual design options which is almost invisible




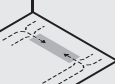


CeraFloor Individual




CeraFloor Individual impresses both aesthetically and technically across the board

The cover on the minimalistically elegant shower channel can be fitted with almost any tile. This makes it perfect for individual bathroom and spa concepts.

<p>65 mm 90 mm</p> <p>Installation height</p>	 <p>Very simple cleaning</p>	 <p>Lengths can be adjusted</p>	 <p>Position in the shower</p>	 <p>No sloped side sections</p>
---	---	--	---	--

Cover plates

Individual



Zum Befliesen mit individuellen Bodenbelägen

Design



Universell einsetzbares Edelstahl-design, wird nicht beflies

Satin stainless steel



PVD-coated, anthracite, matt



PVD-coated, rose gold, matt



PVD-coated, brass, matt





1. Stainless steel J-section
2. Void-free laying in the adhesive bed
3. DallFlex sealing sleeve
4. Bonded waterproofing



Our service for you:
installation video

At dallmer.com/installation, you will find a video which clearly shows just how easy it is to install CeraFloor.

Technical information

Build-in heights with DallFlex drain body:

45 mm (vertical), 65 mm or 90 mm

Build-in heights with DallFlex shower underlay: from 80 mm

Drainage rates: 0.5 l/s – 0.8 l/s*

Suitable for floor finish of 12 – 38 mm (including adhesive bed).

Lengths: 800 – 1500 mm

* depending on the drain version and connection type

How to select:

Shower channel CeraFloor Individual



Cover plate Individual



or

Cover plate Design

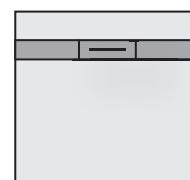


DallFlex drain body




or

DallFlex Floor shower underlay








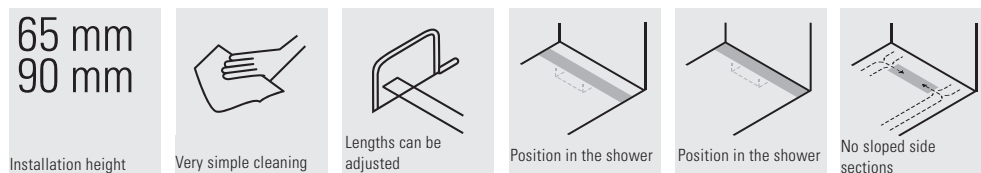
CeraFloor Pure. The budget-friendly designer shower channel for the floor and wall alike

CeraFloor Pure



CeraFloor Pure, simply innovative

CeraFloor Pure has all the quality features of a true Dallmer shower channel and is ideal for those working on a budget. The shower channel in modern stainless steel design is ultra-easy to clean and both functional and elegant, thanks to its customisable precision-fit option.



Material

1.5-mm stainless steel





1. 1.5-mm sloped stainless steel
2. Void-free laying in the adhesive bed
3. Dalflex sealing sleeve
4. Bonded waterproofing



Our service for you:
installation video

At dallmer.com/installation, you will find a video which clearly shows just how easy it is to install CeraFloor.

Technical information

Build-in heights with Dalflex drain body:

45 mm (vertical), 65 mm or 90 mm

Build-in heights with Dalflex shower underlay:
from 80 mm

Drainage rates: 0.5 l/s – 1.0 l/s*

Suitable for floor finish of 12 – 32 mm and wall finish of
12 – 24 mm (including adhesive bed).

Lengths: 900 mm, 1000 mm, 1200 mm

* depending on the drain version and connection type

How to select:

CeraFloor Pure shower channel

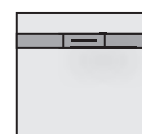


Dalflex drain body



or

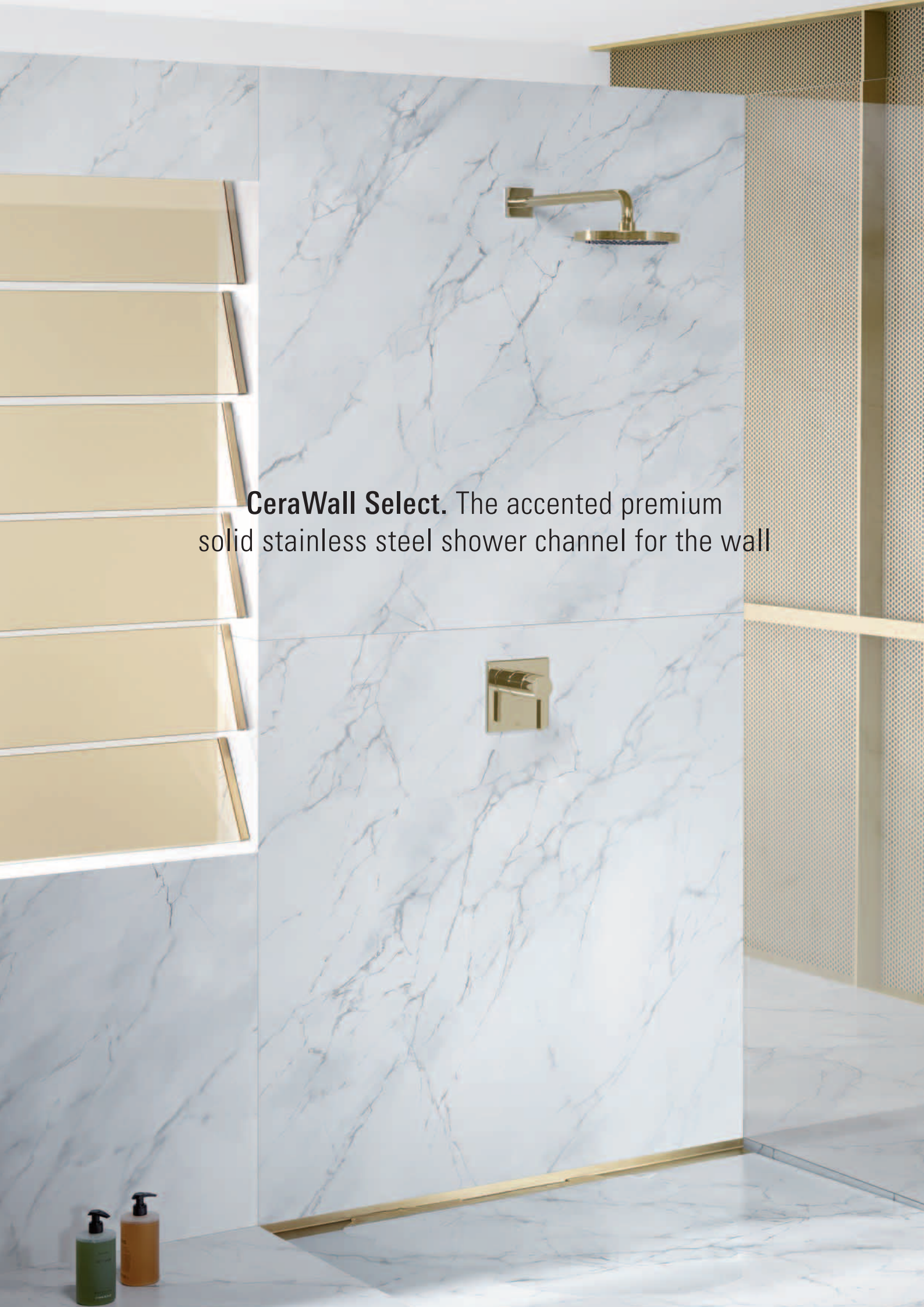
Dalflex Floor shower underlay



or

Dalflex Wall shower underlay






CeraWall Select. The accented premium solid stainless steel shower channel for the wall



CeraWall Select, shown in matt PVD-coated brass

CeraWall Select




CeraWall Select brings out the design of the bathroom

CeraWall Select visually accentuates the integrated drainage in level-access showers. Nothing is hidden away; even the functionality is emphasised through the use of high-quality materials. The shower area is defined by a sharp edge which also creates a visual link to the wall. Water is drained away reliably via an integral cross slope.

<p>65 mm 90 mm</p> <p>Installation height</p>	<p>Very simple cleaning</p>	<p>Lengths can be adjusted</p>	<p>Position in the shower</p>	<p>No sloped side sections</p>
---	-----------------------------	--------------------------------	-------------------------------	--------------------------------

Finish options

Satin stainless steel



Polished stainless steel



PVD-coated, anthracite, matt




PVD-coated, rose gold, matt



PVD-coated, brass, matt





1. Solid 5mm stainless steel L-profile
2. Void-free laying in the adhesive bed
3. Bonded waterproofing
4. Self-adhesive safety tape S 3 with cut-resistant stainless steel mesh and sound insulation
5. DallFlex sealing sleeve



Our service for you:
[installation video](#)

At dallmer.com/installation, you will find a video which clearly shows just how easy it is to install CeraWall.

Technical information

Build-in heights with DallFlex drain body:

45 mm (vertical), 65 mm or 90 mm

Build-in heights with DallFlex shower underlay:
 from 85 mm

Drainage rates: 0.54 l/s – 1.0 l/s*

Suitable for floor finish of 10 – 24 mm and wall finish of 12 – 24 mm (including adhesive bed), (for CeraWall Select N 24 – 32 mm)

Lengths: 800 – 2000 mm

* depending on the drain version and connection type

How to select:

CeraWall Select shower channel

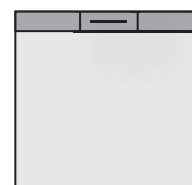


DallFlex drain body



DallFlex Wall shower underlay

or




CeraWall Individual. The shower channel for the wall with individual design options which is almost invisible





CeraWall Individual



CeraWall Individual blends perfectly

Integrated within the narrow wall-floor joint, this shower channel is almost invisible.

65 mm

90 mm

Installation height

Very simple cleaning

Lengths can be adjusted

Position in the shower

No sloped side sections

Cover plates

Individual



For flooring with unfinished cut edges (e.g. glazed tiles)

Design




All-purpose design in stainless steel, not to be tiled

Natural stone



For flooring with polished cut edges or through-dyed flooring (e.g. natural stone or porcelain stoneware)

Satin stainless steel



PVD-coated, anthracite, matt




PVD-coated, rose gold, matt



PVD-coated, brass, matt





1. Stainless steel J-section
2. Void-free laying in the adhesive bed
3. Bonded waterproofing
4. Self-adhesive safety tape S 3 with cut-resistant stainless steel mesh and sound insulation



Our service for you:
installation video

At dallmer.com/installation, you will find a video which clearly shows just how easy it is to install CeraWall.

Technical information

Build-in heights with DallFlex drain body:

45 mm (vertical), 65 mm or 90 mm

Build-in heights with DallFlex shower underlay:
from 85 mm

Drainage rates: 0.6 l/s – 1.0 l/s*

Suitable for floor and wall finish
of 12 – 24 mm (incl. adhesive bed),
(for CeraWall Individual N 24 – 32 mm)

Lengths: 800 – 2000 mm

* depending on the drain version and connection type

How to select:

CeraWall Individual shower channel



Individual cover plate



or
Design cover plate



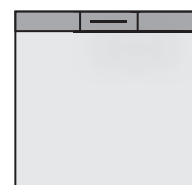
or
Natural stone cover plate




DallFlex drain body



or
DallFlex Wall shower underlay






CeraWall Pure. The budget-friendly designer shower channel for the wall



CeraWall Pure



CeraWall Pure – a touch of lightness

CeraWall Pure in stainless steel design adds a new and modern touch to any bathroom. This budget-friendly shower channel installed against the wall has all the key features of the DalliFlex family. Amongst other things, it is extremely easy to clean and the tool-free, click-in DalliFlex sealing sleeve ensures reliable waterproofing.

65 mm
90 mm

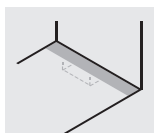
Installation height



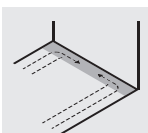
Very simple cleaning



Lengths can be
adjusted




Position in the shower



No sloped side
sections

Material

1.5-mm stainless steel





1. 1.5-mm sloped stainless steel
2. Void-free laying in the adhesive bed
3. Bonded waterproofing
4. Self-adhesive sound insulation
5. DallFlex sealing sleeve



Our service for you:
installation video

At dallmer.com/installation, you will find a video which clearly shows just how easy it is to install CeraWall.

Technical information

Build-in heights with DallFlex drain body:

45 mm (vertical), 65 mm or 90 mm

Build-in heights with DallFlex shower underlay:

from 85 mm

Drainage rates: 0.54 l/s – 1.0 l/s*

Suitable for floor finish of 12 – 32 mm and wall finish of 12 – 24 mm (including adhesive bed).

Lengths: 900 mm, 1000 mm, 1200 mm

* depending on the drain version and connection type

How to select:

CeraWall Pure shower channel

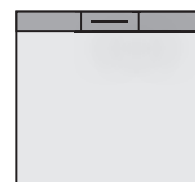


DallFlex drain body



DallFlex Wall shower underlay

or





Zentrix, shown in matt PVD-coated rose gold



Zentrix. The elegant and compact shower channel for the floor




Zentrix sets an example

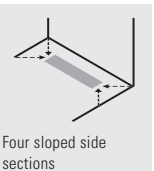
With its sculpted design, Zentrix perfectly combines form and functionality. The solid stainless steel cover plate opens up inwards with a soft curve to form a discrete slit through which the water drains away.

65 mm
90 mm


Installation height



Very simple cleaning



Four sloped side sections




Position in the shower

Finish options

Satin stainless steel



Polished stainless steel



PVD-coated, anthracite, matt



PVD-coated, rose gold, matt



PVD-coated, brass, matt





1. Stainless steel cover plate
2. Tile adhesive
3. DallFlex sealing sleeve
4. Bonded waterproofing

Technical information

Build-in heights with DallFlex drain body:

45 mm (vertical), 65 mm or 90 mm

Build-in heights with DallFlex shower underlay:

from 80 mm

Drainage rates: 0.5 l/s – 1.0 l/s*


Suitable for floor finish: 11 – 38 mm
(including adhesive bed)

Dimensions: 300 × 50 mm

* depending on the drain version and connection type

How to select:

Zentrix shower channel

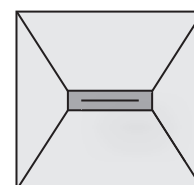


DallFlex drain body



or

DallFlex Compact shower underlay



CeraNiveau. The exclusive and compact
shower channel for the floor








CeraNiveau raises the bar

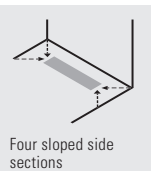
Visual elegance combined with inventive technology; that is CeraNiveau. This highly compact drainage system offers a pioneering yet individual concept for water drainage.

65 mm
90 mm

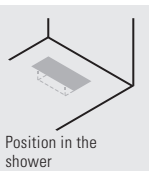
Installation height



Very simple cleaning



Four sloped side sections



Position in the shower

Finish options

Satin stainless steel



Polished stainless steel



PVD-coated, anthracite, matt



PVD-coated, rose gold, matt



PVD-coated, brass, matt





1. Stainless steel cover plate
2. Tile adhesive
3. DallFlex sealing sleeve
4. Bonded waterproofing

Technical information

Build-in heights with DallFlex drain body:
45 mm (vertical), 65 mm or 90 mm

Build-in heights with DallFlex shower underlay:
from 80 mm

Drainage rate: 0.58 l/s – 1.0 l/s *

Suitable for floor finish: 11 – 38 mm
(including adhesive bed)

Dimensions: 300 × 100 mm

* depending on drain version and connection type

How to select:

CeraNiveau shower channel

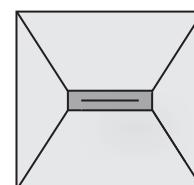



DallFlex drain body



or

DallFlex Compact shower underlay



A photograph of a modern shower stall. The stall has a glass door and a stainless steel frame. Inside the stall, there is a large green plant. The floor of the stall is made of light-colored tiles. The background is a solid green wall.

CeraFrame Individual. The customisable compact shower channel for the floor

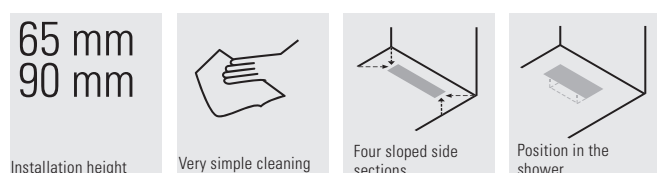


CeraFrame Individual



CeraFrame Individual – the right frame for individual design

All you see of the CeraFrame Individual is a slim rectangle: the compact shower channel provides sophisticated technology in the most compact of forms – and offers numerous options for individualisation.



Cover plates

Individual



Zum Befliesen mit individuellen Bodenbelägen

Design



Universell einsetzbares Edelstahl-Design, wird nicht beflies

Satin stainless steel



PVD-coated, anthracite, matt



PVD-coated, rose gold, matt



PVD-coated, brass, matt










1. Stainless steel cover frame
2. Tile adhesive
3. DallFlex sealing sleeve
4. Bonded waterproofing

Technical information

Build-in heights with DallFlex drain body:
 45 mm (vertical), 65 mm or 90 mm
 Build-in heights with DallFlex shower
 underlay: from 80 mm
 Drainage rates: 0.5 l/s – 0.8 l/s*
 Suitable for floor finish: 12 – 38 mm
 (including adhesive bed)
 Dimensions: 300 × 50 mm

* depending on the drain version and
 connection type

<p><u>How to select:</u></p> <p>CeraFrame Individual shower channel</p> 	<p>Cover plate Individual</p>  <p>+</p> <p>or</p> <p>Cover plate Design</p> 	<p>DallFlex drain body</p>  <p>+</p> <p>or</p> <p>DallFlex Compact shower underlay</p> 
---	--	--

No other drainage system is as easy to clean.
Look at the unique advantages:








- 1 The trap insert can be removed completely for easy and thorough cleaning
- 2 Easy and direct access to the drain area
- 3 No concealed dirt-traps thanks to the flush-mount and exposed water path



The benefits of the DallFlex system,
demonstrated here using CeraFloor Select



The DallFlex system family

<div>CeraFloor Select</div> <div></div>	<table><tr><th>LENGTH</th><th>800 mm</th><th>850 mm</th><th>900 mm</th><th>950 mm</th><th>1000 mm</th><th>1100 mm</th><th>1200 mm</th></tr><tr><td>STAINLESS STEEL MATT</td><td>538000</td><td>538017</td><td>538024</td><td>538031</td><td>538048</td><td>538055</td><td>538062</td></tr><tr><td>STAINLESS STEEL POLISHED</td><td>538109</td><td>538116</td><td>538123</td><td>538130</td><td>538147</td><td>538154</td><td>538161</td></tr><tr><td>ANTHRACITE MATT</td><td>538239</td><td>538246</td><td>538253</td><td>538260</td><td>538277</td><td>538284</td><td>538291</td></tr><tr><td>RED GOLD MATT</td><td>538307</td><td>538314</td><td>538321</td><td>538338</td><td>538345</td><td>538352</td><td>538369</td></tr><tr><td>BRASS MATT</td><td>538376</td><td>538383</td><td>538390</td><td>538406</td><td>538413</td><td>538420</td><td>538437</td></tr></table>	LENGTH	800 mm	850 mm	900 mm	950 mm	1000 mm	1100 mm	1200 mm	STAINLESS STEEL MATT	538000	538017	538024	538031	538048	538055	538062	STAINLESS STEEL POLISHED	538109	538116	538123	538130	538147	538154	538161	ANTHRACITE MATT	538239	538246	538253	538260	538277	538284	538291	RED GOLD MATT	538307	538314	538321	538338	538345	538352	538369	BRASS MATT	538376	538383	538390	538406	538413	538420	538437
LENGTH	800 mm	850 mm	900 mm	950 mm	1000 mm	1100 mm	1200 mm																																										
STAINLESS STEEL MATT	538000	538017	538024	538031	538048	538055	538062																																										
STAINLESS STEEL POLISHED	538109	538116	538123	538130	538147	538154	538161																																										
ANTHRACITE MATT	538239	538246	538253	538260	538277	538284	538291																																										
RED GOLD MATT	538307	538314	538321	538338	538345	538352	538369																																										
BRASS MATT	538376	538383	538390	538406	538413	538420	538437																																										
<div>CeraFloor Individual</div> <div></div>	<table><tr><th>LENGTH</th><th>800-1500 mm</th></tr><tr><td>STAINLESS STEEL MATT</td><td>537478</td></tr><tr><td>ANTHRACITE MATT</td><td>537546</td></tr><tr><td>RED GOLD MATT</td><td>537645</td></tr><tr><td>BRASS MATT</td><td>537744</td></tr></table>	LENGTH	800-1500 mm	STAINLESS STEEL MATT	537478	ANTHRACITE MATT	537546	RED GOLD MATT	537645	BRASS MATT	537744																																						
LENGTH	800-1500 mm																																																
STAINLESS STEEL MATT	537478																																																
ANTHRACITE MATT	537546																																																
RED GOLD MATT	537645																																																
BRASS MATT	537744																																																
<div>Cover plates CeraFloor Individual</div> <div><div>Individual</div><div>Design</div></div>	<table><tr><th>SPECIFICATION</th><th>Individual</th><th>Design</th></tr><tr><td>STAINLESS STEEL MATT</td><td>537379</td><td>537386</td></tr><tr><td>ANTHRACITE MATT</td><td>537553</td><td>537560</td></tr><tr><td>RED GOLD MATT</td><td>537652</td><td>537669</td></tr><tr><td>BRASS MATT</td><td>537751</td><td>537768</td></tr></table>	SPECIFICATION	Individual	Design	STAINLESS STEEL MATT	537379	537386	ANTHRACITE MATT	537553	537560	RED GOLD MATT	537652	537669	BRASS MATT	537751	537768																																	
SPECIFICATION	Individual	Design																																															
STAINLESS STEEL MATT	537379	537386																																															
ANTHRACITE MATT	537553	537560																																															
RED GOLD MATT	537652	537669																																															
BRASS MATT	537751	537768																																															
<div>CeraFloor Pure</div> <div></div>	<table><tr><th>LENGTH</th><th>900 mm</th><th>1000 mm</th><th>1200 mm</th></tr><tr><td>STAINLESS STEEL</td><td>538208</td><td>538215</td><td>538222</td></tr></table>	LENGTH	900 mm	1000 mm	1200 mm	STAINLESS STEEL	538208	538215	538222																																								
LENGTH	900 mm	1000 mm	1200 mm																																														
STAINLESS STEEL	538208	538215	538222																																														

	1300 mm	1400 mm	1500 mm
	538079	538086	538093
	538178	538185	538192
	—	—	—
	—	—	—
	—	—	—

Drain body DallFlex



	DN 40	BS 2"	DN 50	DN 50 vertical
BUILT-IN HEIGHT	65 mm	90 mm	90 mm	45 mm
PART NO.	539014	540478	539007	539076
FLOW RATE (with 10/20 mm water over cover plate)	0.48/0.5 l/s	0.74/0.8 l/s	0.74/0.8 l/s	0.8/1.0 l/s









or

Drain body DallFlex EPS assembled



	DN 40	BS 2"	DN 50
BUILT-IN HEIGHT	65 mm	90 mm	90 mm
PART NO.	539311	540492	539304
FLOW RATE (with 10/20 mm water over cover plate)	0.48/0.5 l/s	0.74/0.8 l/s	0.74/0.8 l/s

The DallFlex system family

<div>CeraWall Select</div> <div></div>	<table><tr><th>LENGTH</th><th>800 mm</th><th>900 mm</th><th>1000 mm</th><th>1100 mm</th><th>1200 mm</th></tr><tr><td>STAINLESS STEEL MATT</td><td>535245</td><td>535146</td><td>535153</td><td>535160</td><td>535177</td></tr><tr><td>STAINLESS STEEL POLISHED</td><td>535252</td><td>535108</td><td>535115</td><td>535122</td><td>535139</td></tr><tr><td>ANTHRACITE MATT</td><td>535283</td><td>535306</td><td>535313</td><td>535320</td><td>535337</td></tr><tr><td>RED GOLD MATT</td><td>535344</td><td>535351</td><td>535368</td><td>535375</td><td>535382</td></tr><tr><td>BRASS MATT</td><td>535399</td><td>535405</td><td>535412</td><td>535429</td><td>535436</td></tr></table>	LENGTH	800 mm	900 mm	1000 mm	1100 mm	1200 mm	STAINLESS STEEL MATT	535245	535146	535153	535160	535177	STAINLESS STEEL POLISHED	535252	535108	535115	535122	535139	ANTHRACITE MATT	535283	535306	535313	535320	535337	RED GOLD MATT	535344	535351	535368	535375	535382	BRASS MATT	535399	535405	535412	535429	535436														
LENGTH	800 mm	900 mm	1000 mm	1100 mm	1200 mm																																														
STAINLESS STEEL MATT	535245	535146	535153	535160	535177																																														
STAINLESS STEEL POLISHED	535252	535108	535115	535122	535139																																														
ANTHRACITE MATT	535283	535306	535313	535320	535337																																														
RED GOLD MATT	535344	535351	535368	535375	535382																																														
BRASS MATT	535399	535405	535412	535429	535436																																														
<div>CeraWall Individual</div> <div></div> <div><div>Cover plates</div><div>CeraWall Individual</div><div><div>Individual</div><div></div></div><div><div>Design</div><div></div></div><div><div>Natural Stone</div><div></div></div></div>	<table><tr><th>LENGTH</th><th>800 mm</th><th>900 mm</th><th>1000 mm</th><th>1100 mm</th><th>1200 mm</th></tr><tr><td>STAINLESS STEEL MATT</td><td>535269</td><td>535207</td><td>535214</td><td>535221</td><td>535238</td></tr><tr><td>ANTHRACITE MATT</td><td>535603</td><td>535627</td><td>535634</td><td>535641</td><td>535658</td></tr><tr><td>RED GOLD MATT</td><td>536891</td><td>536907</td><td>536914</td><td>536921</td><td>536938</td></tr><tr><td>BRASS MATT</td><td>536945</td><td>536952</td><td>536969</td><td>536976</td><td>535665</td></tr></table> <table><tr><th>SPECIFICATION</th><th>Individual</th><th>Design</th><th>Natural Stone</th></tr><tr><td>STAINLESS STEEL MATT</td><td>535023</td><td>535047</td><td>535030</td></tr><tr><td>ANTHRACITE MATT</td><td>537003</td><td>537010</td><td>—</td></tr><tr><td>RED GOLD MATT</td><td>537027</td><td>537034</td><td>—</td></tr><tr><td>BRASS MATT</td><td>537041</td><td>537058</td><td>—</td></tr></table>	LENGTH	800 mm	900 mm	1000 mm	1100 mm	1200 mm	STAINLESS STEEL MATT	535269	535207	535214	535221	535238	ANTHRACITE MATT	535603	535627	535634	535641	535658	RED GOLD MATT	536891	536907	536914	536921	536938	BRASS MATT	536945	536952	536969	536976	535665	SPECIFICATION	Individual	Design	Natural Stone	STAINLESS STEEL MATT	535023	535047	535030	ANTHRACITE MATT	537003	537010	—	RED GOLD MATT	537027	537034	—	BRASS MATT	537041	537058	—
LENGTH	800 mm	900 mm	1000 mm	1100 mm	1200 mm																																														
STAINLESS STEEL MATT	535269	535207	535214	535221	535238																																														
ANTHRACITE MATT	535603	535627	535634	535641	535658																																														
RED GOLD MATT	536891	536907	536914	536921	536938																																														
BRASS MATT	536945	536952	536969	536976	535665																																														
SPECIFICATION	Individual	Design	Natural Stone																																																
STAINLESS STEEL MATT	535023	535047	535030																																																
ANTHRACITE MATT	537003	537010	—																																																
RED GOLD MATT	537027	537034	—																																																
BRASS MATT	537041	537058	—																																																
<div>CeraWall Pure</div> <div></div>	<table><tr><th>LENGTH</th><th>900 mm</th><th>1000 mm</th><th>1200 mm</th></tr><tr><td>STAINLESS STEEL</td><td>538475</td><td>538482</td><td>538499</td></tr></table>	LENGTH	900 mm	1000 mm	1200 mm	STAINLESS STEEL	538475	538482	538499																																										
LENGTH	900 mm	1000 mm	1200 mm																																																
STAINLESS STEEL	538475	538482	538499																																																

	1300 mm	1400 mm	1500 mm
	536457	536464	536471
	536419	536426	536433
	—	—	—
	—	—	—
	—	—	—

	1300 mm	1400 mm	1500 mm
	536518	536525	536532
	—	—	—
	—	—	—
	—	—	—

Drain body DallFlex



	DN 40	BS 2"	DN 50	DN 50 vertical
BUILT-IN HEIGHT	65 mm	90 mm	90 mm	45 mm
PART NO.	539014	540478	539007	539076
FLOW RATE (with 10/20 mm water over cover plate)	0.48/0.5 l/s	0.74/0.8 l/s	0.74/0.8 l/s	0.8/1.0 l/s



or

Drain body DallFlex EPS assembled



	DN 40	BS 2"	DN 50
BUILT-IN HEIGHT	65 mm	90 mm	90 mm
PART NO.	539311	540492	539304
FLOW RATE (with 10/20 mm water over cover plate)	0.48/0.5 l/s	0.74/0.8 l/s	0.74/0.8 l/s

The DallFlex system family

Zentrix



LENGTH	300 x 50 mm
STAINLESS STEEL MATT	511317
STAINLESS STEEL POLISHED	511324
ANTHRACITE MATT	511331
RED GOLD MATT	511348
BRASS MATT	511355

CeraNiveau



LENGTH	300 x 100 mm
STAINLESS STEEL MATT	511362
STAINLESS STEEL POLISHED	511379
ANTHRACITE MATT	511386
RED GOLD MATT	511058
BRASS MATT	511065

CeraFrame Individual



LENGTH	300 x 50 mm
STAINLESS STEEL MATT	537331
ANTHRACITE MATT	537348
RED GOLD MATT	537355
BRASS MATT	537362

Cover plates CeraFrame Individual

Individual



Design



SPECIFICATION

STAINLESS STEEL MATT

ANTHRACITE MATT

RED GOLD MATT

BRASS MATT

CeraWall Select Duo



LENGTH	1300 mm	1400 mm	1500 mm	1600 mm	1700 mm	1800 mm
STAINLESS STEEL MATT	536181	536198	536204	536211	536228	536235
STAINLESS STEEL POLISHED	536105	536112	536129	536136	536143	536150

CeraWall Individual Duo



LENGTH	1300 mm	1400 mm	1500 mm	1600 mm	1700 mm	1800 mm
STAINLESS STEEL MATT	536020	536037	536044	536051	536068	536075

Cover plates CeraWall Individual Duo

Individual



Design



Natural Stone



SPECIFICATION	Individual	Design	Natural Stone
STAINLESS STEEL MATT	535191	535092	535184

Drain body DallFlex



	DN 40	BS 2"	DN 50	DN 50 vertical
BUILT-IN HEIGHT	65 mm	90 mm	90 mm	45 mm
PART NO.	539014	540478	539007	539076
FLOW RATE (with 10/20 mm water over cover plate)	0.48/0.5 l/s	0.74/0.8 l/s	0.74/0.8 l/s	0.8/1.0 l/s



or

Drain body DallFlex EPS assembled



	DN 40	BS 2"	DN 50
BUILT-IN HEIGHT	65 mm	90 mm	90 mm
PART NO.	539311	540492	539304
FLOW RATE (with 10/20 mm water over cover plate)	0.48/0.5 l/s	0.74/0.8 l/s	0.74/0.8 l/s

	Individual	Design
	537379	537386
	537553	537560
	537652	537669
	537751	537768

Drain body DallFlex Duo



DN	DN 40	BS 2"	DN 50	DN 50 vertical
BUILT-IN HEIGHT	65 mm	90 mm	90 mm	45 mm
PART NO.	536501	536013	536006	539083
FLOW RATE (with 10/20 mm water over cover plate)	0.6/0.86 l/s	0.74/1.45 l/s	0.9/1.45 l/s	1.2/2.35 l/s



	1900 mm	2000 mm
	536242	536259
	536167	536174

	1900 mm	2000 mm
	536082	536099



stainless steel matt



stainless steel polished



anthracite matt



red gold matt



brass matt

Drain body DallFlex



DALLMER drain body DallFlex

conforming to DIN EN 1253

for installation with shower channels CeraFloor, CeraWall, CeraFrame, Zentrix and CeraNiveau.
Outlet DN 50 or BS 2" horizontal, can be positioned on three sides without tools,
with ball-joint, adjustable 0 – 15 degrees

SPECIFICATION

- integrated anchors for extra grip in the screed
- flexible sealing collar for secure bonding of under-tile waterproofing (conforming to DIN 18534)
- accessories for sound insulated installation
- sound absorbing and height adjustable levelling legs
- removable trap insert, 50 mm water seal (conforming to DIN EN 1253)
- temporary blanking plate

MATERIAL

polypropylene

FLOW RATE TESTED TO DIN EN 1253 (with 10/20 mm water over cover plate)

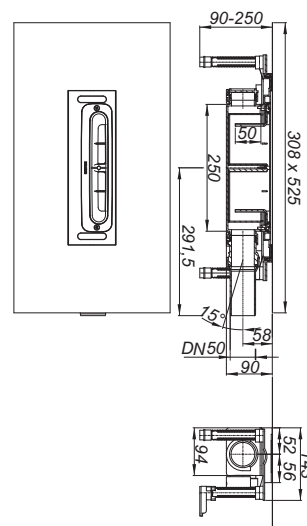
	Required	Dallmer
DN 50	0,8 l/s	0,74/0,8 l/s

ITEM	PART NO. DN 50	PART NO. BS 2"
drain body DallFlex	539007	540478

Build-in height 90 mm




drain body DallFlex



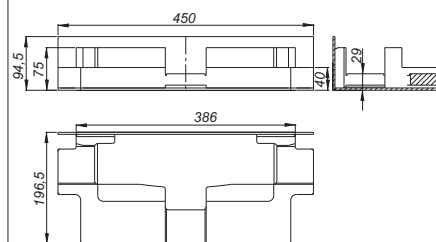
DALLMER sound-insulating element DallFlex

for use with drain body DallFlex and shower channels CeraFloor Select and CeraWall, CeraFrame, Zentrix and CeraNiveau. Tested to conform to DIN 4109/VDI 4100, certificate P-BA 146/2015 (CeraFloor, CeraFrame, Zentrix und CeraNiveau) and P-BA 148/2015 (CeraWall).

ITEM	PART NO.
sound-insulating element DallFlex	539090



sound-insulating element DallFlex



Drain body DallFlex



DALLMER drain body DallFlex EPS assembled

conforming to DIN EN 1253

for installation with shower channels CeraFloor, CeraWall, CeraFrame, Zentrix and CeraNiveau.

Outlet DN 50 or BS 2" horizontal, can be positioned on three sides without tools,

with ball-joint, adjustable 0 – 15 degrees

SPECIFICATION

- EPS factory assembled housing for easy adjustment and fixing with tile adhesive
- flexible sealing collar for secure bonding of under-tile waterproofing (conforming to DIN 18534)
- accessories for sound insulated installation
- sound absorbing and height adjustable levelling legs
- removable trap insert, 50 mm water seal (conforming to DIN EN 1253)
- temporary blanking plate

MATERIAL

drain body polypropylene; housing expanded polystyrene rigid foam (EPS)

FLOW RATE TESTED TO DIN EN 1253

(with 10/20 mm water over cover plate)

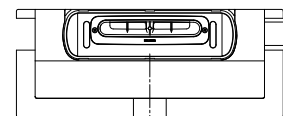
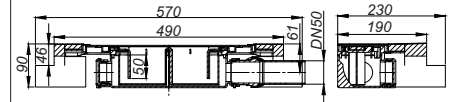
	Required	Dallmer
DN 50	0,8 l/s	0,74/0,8 l/s

ITEM	PART NO. DN 50	PART NO. BS 2"
drain body DallFlex EPS assembled	539304	540492

Build-in height 90 mm



drain body DallFlex EPS assembled



Drain body DallFlex



DALLMER drain body DallFlex Plan

for installation with shower channels CeraFloor, CeraWall, CeraFrame, Zentrix and CeraNiveau.
Outlet DN 40 horizontal, can be positioned on three sides without tools,
with ball-joint, adjustable 0 – 15 degrees

SPECIFICATION

- integrated anchors for extra grip in the screed
- flexible sealing collar for secure bonding of under-tile waterproofing (conforming to DIN 18534)
- accessories for sound insulated installation
- sound absorbing and height adjustable levelling legs
- removable trap insert, 30 mm water seal (deviating to DIN EN 1253)
- temporary blanking plate

MATERIAL

drain body polypropylene

outlet polyethylene

FLOW RATE TESTED TO DIN EN 1253 TAB. 3, (with 10/20 mm water over cover plate) conforming to DIN EN 274

	Required	Dallmer
DN 40	0,4 l/s	0,48/0,5 l/s

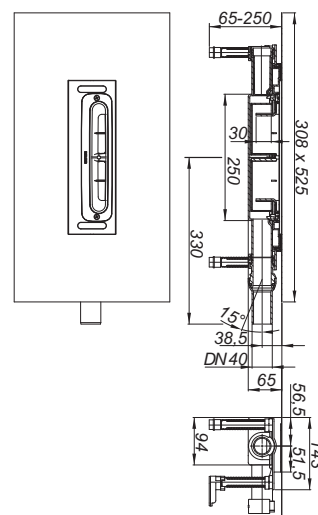
ITEM	DN	PART NO.
drain body DallFlex Plan	DN 40	539014

Can be connected to British standard pipework with adaptor part No. 880734.

Build-in height 65 mm




drain body DallFlex Plan



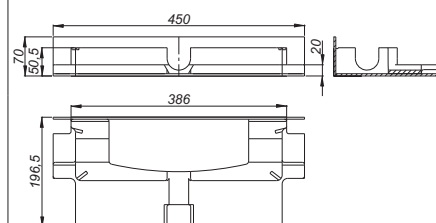
DALLMER sound-insulating element DallFlex Plan

for use with drain body DallFlex Plan and shower channels CeraFloor, CeraWall, CeraFrame, Zentrix and CeraNiveau. Tested to conform to DIN 4109/VDI 4100, certificate P-BA 142/2015 (CeraFloor, CeraWall Individual, CeraFrame, Zentrix und CeraNiveau) and P-BA 144/2015 (CeraWall Select).

ITEM	PART NO.
sound-insulating element DallFlex Plan	539106



sound-insulating element DallFlex Plan



Drain body DallFlex



DALLMER drain body DallFlex Plan EPS assembled

for installation with shower channels CeraFloor, CeraWall, CeraFrame, Zentrix and CeraNiveau.
Outlet DN 40 horizontal, can be positioned on three sides without tools, with ball-joint, adjustable 0 – 15 degrees

SPECIFICATION

- EPS factory assembled housing for easy adjustment and fixing with tile adhesive
- flexible sealing collar for secure bonding of under-tile waterproofing (conforming to DIN 18534)
- accessories for sound insulated installation
- sound absorbing and height adjustable levelling legs
- removable trap insert, 30 mm water seal (deviating to DIN EN 1253)
- temporary blanking plate

MATERIAL

drain body polypropylene; housing expanded polystyrene rigid foam (EPS)
outlet polyethylene

FLOW RATE TESTED TO DIN EN 1253 TAB. 3, (with 10/20 mm water over cover plate) conforming to DIN EN 274

	Required	Dallmer
DN 40	0,4 l/s	0,48/0,5 l/s

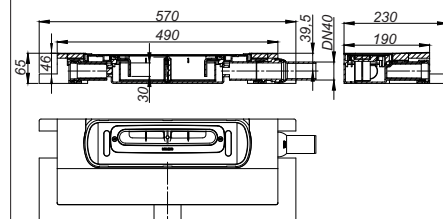
ITEM	DN	PART NO.
drain body DallFlex Plan EPS assembled	DN 40	539311

Can be connected to British standard pipework with adaptor part No. 880734.

Build-in height 65 mm



drain body DallFlex Plan EPS assembled



Drain body DallFlex



DALLMER drain body DallFlex vertical

conforming to DIN EN 1253

for installation with shower channels CeraFloor, CeraWall, CeraFrame, Zentrix and CeraNiveau.
outlet DN 50 vertical

SPECIFICATION

- integrated anchors for extra grip in the screed
- flexible sealing collar for secure bonding of under-tile waterproofing (conforming to DIN 18534)
- accessories for sound insulated installation
- sound absorbing and height adjustable levelling legs
- removable trap insert, 50 mm water seal (conforming to DIN EN 1253)
- temporary blanking plate

MATERIAL

polypropylene

FLOW RATE TESTED TO DIN EN 1253

(with 10/20 mm water over cover plate)

	Required	Dallmer
DN 50	0,8 l/s	0,8/1,0 l/s

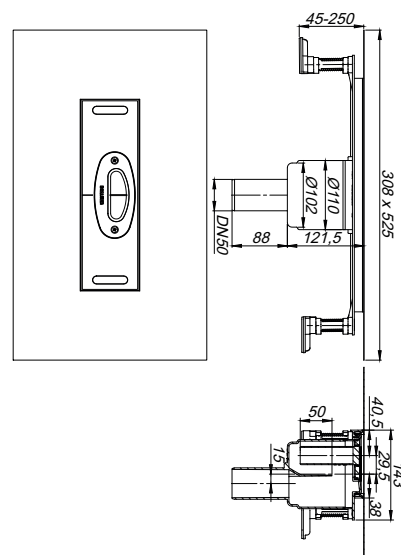
ITEM	DN	PART NO.
 drain body DallFlex vertical	DN 50	539076

Can be connected to British standard pipework with adaptor part No. 880727.

Build-in height 45 mm



drain body DallFlex vertical



DALLMER fire and sound-insulating collar – installation kit 11

used with floor drain bodies DallFlex vertical. For F 30/60/90/120 rated floors.

SPECIFICATION

- insertion element
- intumescent material
- built-in hangers
- mounting accessories
- mortar guard
- blanking plate

connects to:

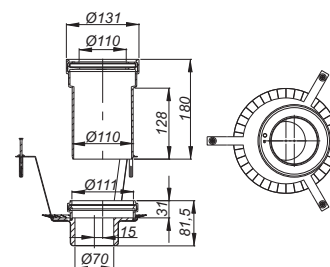
plastic pipework DN 50 with couplings,

cast iron pipework DN 50 with DALLMER HT/SML pipe coupling DN 50/DN 50 (part-no. 880024)

ITEM	DN	PART NO.
fire and sound-insulating collar – installation kit 11	DN 50	515308



fire + sound-insulating collar – installation kit 11



Shower channel CeraFloor Select

DALLMER shower channel CeraFloor Select, satin stainless steel

for installation with drain body DallFlex, DallFlex Plan, DallFlex vertical and shower underlay DallFlex Floor, DallFlex Floor Plan, DallFlex Wall, DallFlex Wall Plan.

Drainage Strip with engineered precision fall, flush-mounted in the shower area. Suitable for floor finish of 10 – 32 mm and wall finish of 12 – 24 mm (including adhesive), length can be adjusted by one millimeter.

SPECIFICATION

- cover plate
- accessories for installation and positioning
- temporary blanking plate

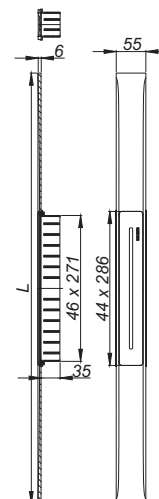
MATERIAL

304 stainless steel, 6 mm solid, satin finished, load class K 3 (300 kg)

ITEM	LENGTH	PART NO.
shower channel CeraFloor Select, satin stainless steel	800 mm	538000
shower channel CeraFloor Select, satin stainless steel	850 mm	538017
shower channel CeraFloor Select, satin stainless steel	900 mm	538024
shower channel CeraFloor Select, satin stainless steel	950 mm	538031
shower channel CeraFloor Select, satin stainless steel	1000 mm	538048
shower channel CeraFloor Select, satin stainless steel	1100 mm	538055
shower channel CeraFloor Select, satin stainless steel	1200 mm	538062
shower channel CeraFloor Select, satin stainless steel	1300 mm	538079
shower channel CeraFloor Select, satin stainless steel	1400 mm	538086
shower channel CeraFloor Select, satin stainless steel	1500 mm	538093



shower channel CeraFloor Select, satin stainless steel



DALLMER shower channel CeraFloor Select, polished stainless steel

for installation with drain body DallFlex, DallFlex Plan, DallFlex vertical and shower underlay DallFlex Floor, DallFlex Floor Plan, DallFlex Wall, DallFlex Wall Plan.

Drainage Strip with engineered precision fall, flush-mounted in the shower area. Suitable for floor finish of 10 – 32 mm and wall finish of 12 – 24 mm (including adhesive), length can be adjusted by one millimeter.

SPECIFICATION

- cover plate
- accessories for installation and positioning
- temporary blanking plate

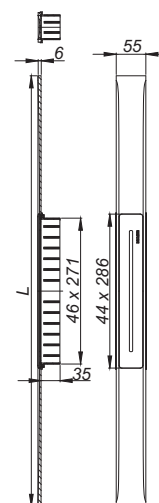
MATERIAL

304 stainless steel, 6 mm solid, mirror polished, load class K 3 (300 kg)

ITEM	LENGTH	PART NO.
shower channel CeraFloor Select, polished stainless steel	800 mm	538109
shower channel CeraFloor Select, polished stainless steel	850 mm	538116
shower channel CeraFloor Select, polished stainless steel	900 mm	538123
shower channel CeraFloor Select, polished stainless steel	950 mm	538130
shower channel CeraFloor Select, polished stainless steel	1000 mm	538147
shower channel CeraFloor Select, polished stainless steel	1100 mm	538154
shower channel CeraFloor Select, polished stainless steel	1200 mm	538161
shower channel CeraFloor Select, polished stainless steel	1300 mm	538178
shower channel CeraFloor Select, polished stainless steel	1400 mm	538185
shower channel CeraFloor Select, polished stainless steel	1500 mm	538192



shower channel CeraFloor Select, polished stainless steel



Ordering CeraFloor Select:

Please order drain body DallFlex or shower underlay DallFlex Floor/Wall + shower channel CeraFloor Select as two components.

Shower channel CeraFloor Select

DALLMER shower channel CeraFloor Select anthracite matt

for installation with drain body DallFlex, DallFlex Plan, DallFlex vertical and shower underlay DallFlex Floor, DallFlex Floor Plan, DallFlex Wall, DallFlex Wall Plan.

Drainage Strip with engineered precision fall, flush-mounted in the shower area. Suitable for floor finish of 10 – 32 mm and wall finish of 12 – 24 mm (including adhesive), length can be adjusted by one millimeter.

SPECIFICATION

- cover plate
- accessories for installation and positioning
- temporary blanking plate

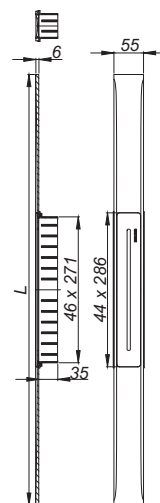
MATERIAL

304 stainless steel, 6 mm solid, load class K 3 (300 kg), PVD coating in anthracite matt

ITEM	LENGTH	PART NO.
shower channel CeraFloor Select anthracite matt	800 mm	538239
shower channel CeraFloor Select anthracite matt	850 mm	538246
shower channel CeraFloor Select anthracite matt	900 mm	538253
shower channel CeraFloor Select anthracite matt	950 mm	538260
shower channel CeraFloor Select anthracite matt	1000 mm	538277
shower channel CeraFloor Select anthracite matt	1100 mm	538284
shower channel CeraFloor Select anthracite matt	1200 mm	538291



shower channel CeraFloor Select anthracite matt



DALLMER shower channel CeraFloor Select red gold matt

for installation with drain body DallFlex, DallFlex Plan, DallFlex vertical and shower underlay DallFlex Floor, DallFlex Floor Plan, DallFlex Wall, DallFlex Wall Plan.

Drainage Strip with engineered precision fall, flush-mounted in the shower area. Suitable for floor finish of 10 – 32 mm and wall finish of 12 – 24 mm (including adhesive), length can be adjusted by one millimeter.

SPECIFICATION

- cover plate
- accessories for installation and positioning
- temporary blanking plate

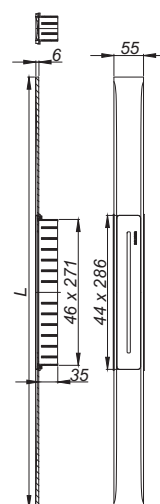
MATERIAL

304 stainless steel, 6 mm solid, load class K 3 (300 kg), PVD coating in red gold matt

ITEM	LENGTH	PART NO.
shower channel CeraFloor Select red gold matt	800 mm	538307
shower channel CeraFloor Select red gold matt	850 mm	538314
shower channel CeraFloor Select red gold matt	900 mm	538321
shower channel CeraFloor Select red gold matt	950 mm	538338
shower channel CeraFloor Select red gold matt	1000 mm	538345
shower channel CeraFloor Select red gold matt	1100 mm	538352
shower channel CeraFloor Select red gold matt	1200 mm	538369



shower channel CeraFloor Select red gold matt



Ordering CeraFloor Select:

Please order drain body DallFlex or shower underlay DallFlex Floor/Wall + shower channel CeraFloor Select as two components.

Due to the technological production possibilities, the nature of the raw material and the lighting conditions, there may be slight colour deviations in the PVD surfaces.

Shower channel CeraFloor Select

DALLMER shower channel CeraFloor Select brass matt

for installation with drain body DallFlex, DallFlex Plan, DallFlex vertical and shower underlay DallFlex Floor, DallFlex Floor Plan, DallFlex Wall, DallFlex Wall Plan.

Drainage Strip with engineered precision fall, flush-mounted in the shower area. Suitable for floor finish of 10 – 32 mm and wall finish of 12 – 24 mm (including adhesive), length can be adjusted by one millimeter.

SPECIFICATION

- cover plate
- accessories for installation and positioning
- temporary blanking plate

MATERIAL

304 stainless steel, 6 mm solid, load class K 3 (300 kg), PVD coating in brass matt

ITEM	LENGTH	PART NO.
shower channel CeraFloor Select brass matt	800 mm	538376
shower channel CeraFloor Select brass matt	850 mm	538383
shower channel CeraFloor Select brass matt	900 mm	538390
shower channel CeraFloor Select brass matt	950 mm	538406
shower channel CeraFloor Select brass matt	1000 mm	538413
shower channel CeraFloor Select brass matt	1100 mm	538420
shower channel CeraFloor Select brass matt	1200 mm	538437

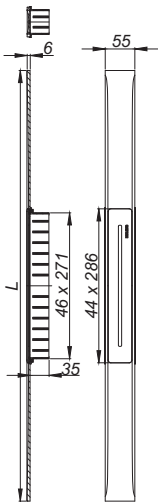
Ordering CeraFloor Select:

Please order drain body DallFlex or shower underlay DallFlex Floor/Wall + shower channel CeraFloor Select as two components.

Due to the technological production possibilities, the nature of the raw material and the lighting conditions, there may be slight colour deviations in the PVD surfaces.



shower channel CeraFloor Select brass matt



Shower channel CeraFloor Individual

DALLMER shower channel CeraFloor Individual

for installation with drain body DallFlex, DallFlex Plan, DallFlex vertical and shower underlay DallFlex Floor, DallFlex Floor Plan. Concealed channel with integrated fall, flush-mounted in the shower area. Suitable for floor finish of 12 – 38 mm (including adhesive), length can be adjusted by one millimeter 1500 – 800 mm.

SPECIFICATION

- accessories for installation and positioning
- temporary blanking plate

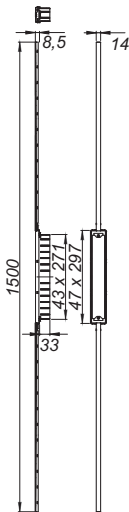
MATERIAL

304 stainless steel, load class K 3 (300 kg)

ITEM	LENGTH	PART NO.
shower channel CeraFloor Individual	800-1500 mm	537478



shower channel CeraFloor Individual



DALLMER shower channel CeraFloor Individual anthracite matt

for installation with drain body DallFlex, DallFlex Plan, DallFlex vertical and shower underlay DallFlex Floor, DallFlex Floor Plan. Concealed channel with integrated fall, flush-mounted in the shower area. Suitable for floor finish of 12 – 38 mm (including adhesive), length can be adjusted by one millimeter 1500 – 800 mm.

SPECIFICATION

- accessories for installation and positioning
- temporary blanking plate

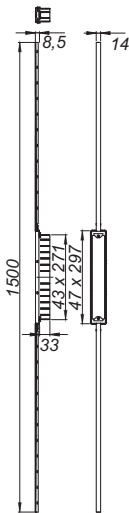
MATERIAL

304 stainless steel, load class K 3 (300 kg), PVD coating in anthracite matt

ITEM	LENGTH	PART NO.
shower channel CeraFloor Individual anthracite matt	800-1500 mm	537546



shower channel CeraFloor Individual anthracite matt



Ordering CeraFloor Individual:

Please order drain body DallFlex or shower underlay DallFlex Floor + shower channel CeraFloor Individual + cover plate CeraFloor/CeraFrame as three components.

Due to the technological production possibilities, the nature of the raw material and the lighting conditions, there may be slight colour deviations in the PVD surfaces.

Shower channel CeraFloor Individual

DALLMER shower channel CeraFloor Select red gold matt

for installation with drain body DallFlex, DallFlex Plan, DallFlex vertical and shower underlay DallFlex Floor, DallFlex Floor Plan. Concealed channel with integrated fall, flush-mounted in the shower area. Suitable for floor finish of 12 – 38 mm (including adhesive), length can be adjusted by one millimeter 1500 – 800 mm.

SPECIFICATION

- accessories for installation and positioning
- temporary blanking plate

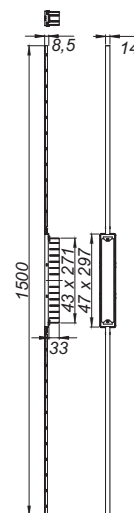
MATERIAL

304 stainless steel, load class K 3 (300 kg), PVD coating in red gold matt

ITEM	LENGTH	PART NO.
shower channel CeraFloor Select red gold matt	800-1500 mm	537645



shower channel CeraFloor Select
red gold matt



DALLMER shower channel CeraFloor Select brass matt

for installation with drain body DallFlex, DallFlex Plan, DallFlex vertical and shower underlay DallFlex Floor, DallFlex Floor Plan. Concealed channel with integrated fall, flush-mounted in the shower area. Suitable for floor finish of 12 – 38 mm (including adhesive), length can be adjusted by one millimeter 1500 – 800 mm.

SPECIFICATION

- accessories for installation and positioning
- temporary blanking plate

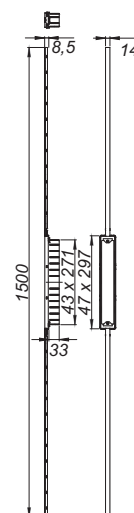
MATERIAL

304 stainless steel, load class K 3 (300 kg), PVD coating in brass matt

ITEM	LÄNGE	PART NO.
shower channel CeraFloor Select brass matt	800-1500 mm	537744



shower channel CeraFloor Select
brass matt



Ordering CeraFloor Individual:

Please order drain body DallFlex or shower underlay DallFlex Floor + shower channel CeraFloor Individual + cover plate CeraFloor/CeraFrame as three components.

Due to the technological production possibilities, the nature of the raw material and the lighting conditions, there may be slight colour deviations in the PVD surfaces.

Shower channel CeraFloor Individual

DALLMER cover plate CeraFloor/CeraFrame Individual

cover plate for shower channel CeraFloor Individual and CeraFrame Individual.

MATERIAL

304 stainless steel or

304 stainless steel, PVD coating in anthracite matt, red gold matt or brass matt

- **cover plate CeraFloor/CeraFrame Individual**
for tiling with individual floor coverings.
- **cover plate CeraFloor/CeraFrame Individual Design**
all-purpose design in stainless steel design, not to be tiled.

ITEM	PART NO.
cover plate CeraFloor/CeraFrame Individual satin stainless steel	537379
cover plate CeraFloor/CeraFrame Individual anthracite matt	537553
cover plate CeraFloor/CeraFrame Individual red gold matt	537652
cover plate CeraFloor/CeraFrame Individual brass matt	537751
cover plate CeraFloor/CeraFrame Individual Design satin stainless steel	537386
cover plate CeraFloor/CeraFrame Individual Design anthracite matt	537560
cover plate CeraFloor/CeraFrame Individual Design red gold matt	537669
cover plate CeraFloor/CeraFrame Individual Design brass matt	537768

Ordering CeraFloor Individual:

Please order drain body DallFlex or shower underlay DallFlex Floor + shower channel CeraFloor Individual + cover plate CeraFloor/CeraFrame Individual!

Ordering CeraFrame Individual:

Please order drain body DallFlex or shower underlay DallFlex Compact + shower channel CeraFrame Individual + cover plate CeraFloor/CeraFrame Individual!

Due to the technological production possibilities, the nature of the raw material and the lighting conditions, there may be slight colour deviations in the PVD surfaces.



cover plate CeraFloor/CeraFrame Individual
satin stainless steel



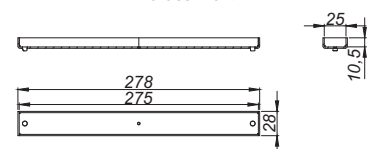
cover plate CeraFloor/CeraFrame Individual
anthracite matt



cover plate CeraFloor/CeraFrame Individual
red gold matt



cover plate CeraFloor/CeraFrame Individual
brass matt



cover plate CeraFloor/CeraFrame Individual Design
satin stainless steel



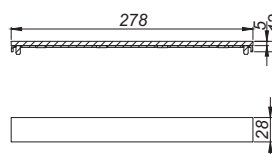
cover plate CeraFloor/CeraFrame Individual Design
anthracite matt



cover plate CeraFloor/CeraFrame Individual Design
red gold matt



cover plate CeraFloor/CeraFrame Individual Design
brass matt



Shower channel CeraFloor Pure

DALLMER shower channel CeraFloor Pure

for installation with drain body DallFlex, DallFlex Plan, DallFlex vertical and shower underlay DallFlex Floor, DallFlex Floor Plan, DallFlex Wall, DallFlex Wall Plan.

Drainage Strip with integrated transverse fall, flush-mounted in the shower area.

Suitable for floor finish of 12 – 32 mm and wall finish of 12 – 24 mm (including adhesive), length can be adjusted by one millimeter.

SPECIFICATION

- cover plate
- accessories for installation and positioning
- temporary blanking plate

MATERIAL

304 stainless steel, 1,5 mm, load class K 3 (300 kg)

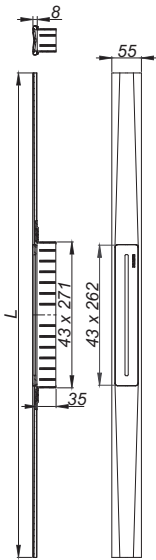
ITEM	LENGTH	PART NO.
shower channel CeraFloor Pure	900 mm	538208
shower channel CeraFloor Pure	1000 mm	538215
shower channel CeraFloor Pure	1200 mm	538222

Ordering CeraFloor Pure:

Please order drain body DallFlex or shower underlay DallFlex Floor/Wall + shower channel CeraFloor Pure as two components.



shower channel CeraFloor Pure



Shower channel CeraWall Select

DALLMER shower channel CeraWall Select satin stainless steel

for installation with drain body DallFlex, DallFlex Plan, DallFlex vertical and shower underlay DallFlex Wall, DallFlex Wall Plan. Drainage-strip with engineered precision fall, visibly installed at the junction of wall and floor. Suitable for floor finish of 10 – 24 mm and wall finish of 12 – 24 mm (including adhesive), length can be adjusted by one millimeter.

SPECIFICATION

- cover plate
- self-adhesive security tape S 3 with cut-resistant stainless steel mesh and sound insulation
- accessories for installation and positioning
- construction and sealing adhesive
- temporary blanking plate

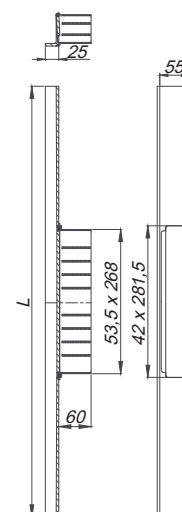
MATERIAL

304 stainless steel, 5 mm solid, satin finished, load class K 3 (300 kg)

ITEM	LENGTH	PART NO.
shower channel CeraWall Select satin stainless steel	800 mm	535245
shower channel CeraWall Select satin stainless steel	900 mm	535146
shower channel CeraWall Select satin stainless steel	1000 mm	535153
shower channel CeraWall Select satin stainless steel	1100 mm	535160
shower channel CeraWall Select satin stainless steel	1200 mm	535177
shower channel CeraWall Select satin stainless steel	1300 mm	536457
shower channel CeraWall Select satin stainless steel	1400 mm	536464
shower channel CeraWall Select satin stainless steel	1500 mm	536471



shower channel CeraWall Select
satin stainless steel



DALLMER shower channel CeraWall Select polished stainless steel

for installation with drain body DallFlex, DallFlex Plan, DallFlex vertical and shower underlay DallFlex Wall, DallFlex Wall Plan. Drainage-strip with engineered precision fall, visibly installed at the junction of wall and floor. Suitable for floor finish of 10 – 24 mm and wall finish of 12 – 24 mm (including adhesive), length can be adjusted by one millimeter.

SPECIFICATION

- cover plate
- self-adhesive security tape S 3 with cut-resistant stainless steel mesh and sound insulation
- accessories for installation and positioning
- construction and sealing adhesive
- temporary blanking plate

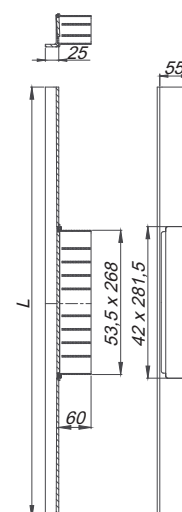
MATERIAL

304 stainless steel, 5 mm solid, mirror polished, load class K 3 (300 kg)

ITEM	LENGTH	PART NO.
shower channel CeraWall Select polished stainless steel	800 mm	535252
shower channel CeraWall Select polished stainless steel	900 mm	535108
shower channel CeraWall Select polished stainless steel	1000 mm	535115
shower channel CeraWall Select polished stainless steel	1100 mm	535122
shower channel CeraWall Select polished stainless steel	1200 mm	535139
shower channel CeraWall Select polished stainless steel	1300 mm	536419
shower channel CeraWall Select polished stainless steel	1400 mm	536426
shower channel CeraWall Select polished stainless steel	1500 mm	536433



shower channel CeraWall Select
polished stainless steel



Ordering CeraWall Select:

Please order drain body DallFlex or shower underlay DallFlex Wall + shower channel CeraWall Select as two components.

Shower channel CeraWall Select

DALLMER shower channel CeraWall Select anthracite matt

for installation with drain body DallFlex, DallFlex Plan, DallFlex vertical and shower underlay DallFlex Wall, DallFlex Wall Plan. Drainage-strip with engineered precision fall, visibly installed at the junction of wall and floor. Suitable for floor finish of 10 – 24 mm and wall finish of 12 – 24 mm (including adhesive), length can be adjusted by one millimeter.

SPECIFICATION

- cover plate
- self-adhesive security tape S 3 with cut-resistant stainless steel mesh and sound insulation
- accessories for installation and positioning
- construction and sealing adhesive
- temporary blanking plate

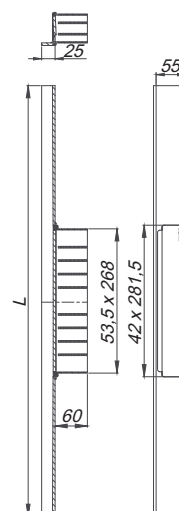
MATERIAL

304 stainless steel, 5 mm solid, load class K 3 (300 kg), PVD coating in anthracite matt

ITEM	LENGTH	PART NO.
shower channel CeraWall Select anthracite matt	800 mm	535283
shower channel CeraWall Select anthracite matt	900 mm	535306
shower channel CeraWall Select anthracite matt	1000 mm	535313
shower channel CeraWall Select anthracite matt	1100 mm	535320
shower channel CeraWall Select anthracite matt	1200 mm	535337



shower channel CeraWall Select anthracite matt



DALLMER shower channel CeraWall Select red gold matt

for installation with drain body DallFlex, DallFlex Plan, DallFlex vertical and shower underlay DallFlex Wall, DallFlex Wall Plan. Drainage-strip with engineered precision fall, visibly installed at the junction of wall and floor. Suitable for floor finish of 10 – 24 mm and wall finish of 12 – 24 mm (including adhesive), length can be adjusted by one millimeter.

SPECIFICATION

- cover plate
- self-adhesive security tape S 3 with cut-resistant stainless steel mesh and sound insulation
- accessories for installation and positioning
- construction and sealing adhesive
- temporary blanking plate

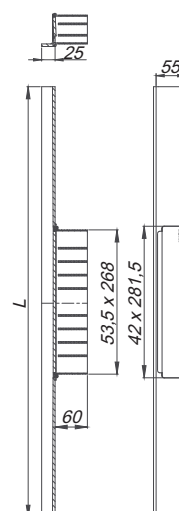
MATERIAL

304 stainless steel, 5 mm solid, load class K 3 (300 kg), PVD coating in red gold matt

ITEM	LENGTH	PART NO.
shower channel CeraWall Select red gold matt	800 mm	535344
shower channel CeraWall Select red gold matt	900 mm	535351
shower channel CeraWall Select red gold matt	1000 mm	535368
shower channel CeraWall Select red gold matt	1100 mm	535375
shower channel CeraWall Select red gold matt	1200 mm	535382



shower channel CeraWall Select red gold matt



Ordering CeraWall Select:

Please order drain body DallFlex or shower underlay DallFlex Wall + shower channel CeraWall Select as two components.

Due to the technological production possibilities, the nature of the raw material and the lighting conditions, there may be slight colour deviations in the PVD surfaces.

Shower channel CeraWall Select

DALLMER shower channel CeraWall Select brass matt

for installation with drain body DallFlex, DallFlex Plan, DallFlex vertical and shower underlay DallFlex Wall, DallFlex Wall Plan. Drainage-strip with engineered precision fall, visibly installed at the junction of wall and floor. Suitable for floor finish of 10 – 24 mm and wall finish of 12 – 24 mm (including adhesive), length can be adjusted by one millimeter.

SPECIFICATION

- cover plate
- self-adhesive security tape S 3 with cut-resistant stainless steel mesh and sound insulation
- accessories for installation and positioning
- construction and sealing adhesive
- temporary blanking plate

MATERIAL

304 stainless steel, 5 mm solid, load class K 3 (300 kg), PVD coating in brass matt

ITEM	LENGTH	PART NO.
shower channel CeraWall Select brass matt	800 mm	535399
shower channel CeraWall Select brass matt	900 mm	535405
shower channel CeraWall Select brass matt	1000 mm	535412
shower channel CeraWall Select brass matt	1100 mm	535429
shower channel CeraWall Select brass matt	1200 mm	535436

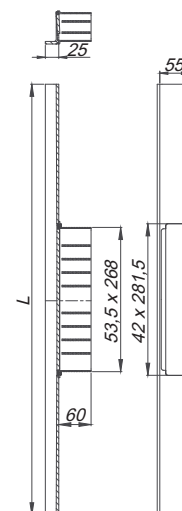
Ordering CeraWall Select:

Please order drain body DallFlex or shower underlay DallFlex Wall + shower channel CeraWall Select as two components.

Due to the technological production possibilities, the nature of the raw material and the lighting conditions, there may be slight colour deviations in the PVD surfaces.



shower channel CeraWall Select brass matt



Spare parts/accessories CeraWall Select

DALLMER cover plate CeraWall Select

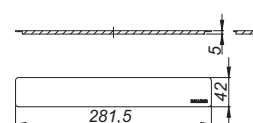
Spare part for shower channel CeraWall Select.

- **cover plate CeraWall Select stainless steel matt**
304 stainless steel, satin finished
- **cover plate CeraWall Select stainless steel polished**
304 stainless steel, mirror polished

ITEM	PART NO.
cover plate CeraWall Select stainless steel matt	535535
cover plate CeraWall Select stainless steel polished	535528



cover plate CeraWall Select



Shower channel CeraWall Select N (natural stone)

DALLMER shower channel CeraWall Select N satin stainless steel

for installation with drain body DallFlex, DallFlex Plan, DallFlex vertical and shower underlay DallFlex Wall, DallFlex Wall Plan.

Drainage-strip with engineered precision fall, visibly installed at the junction of wall and floor. Suitable for natural stone floor and wall finish 24 – 32 mm (including adhesive), length can be adjusted by one millimeter.


SPECIFICATION

- cover plate
- self-adhesive security tape S 3 with cut-resistant stainless steel mesh and sound insulation
- accessories for installation and positioning
- temporary blanking plate

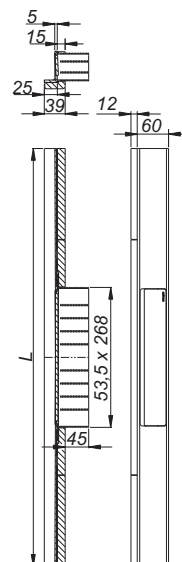
MATERIAL

304 stainless steel, 5 mm solid, satin finished, load class K 3 (300 kg)

ITEM	LENGTH	PART NO.
shower channel CeraWall Select N satin stainless steel	800 mm	536730
shower channel CeraWall Select N satin stainless steel	900 mm	536747
shower channel CeraWall Select N satin stainless steel	1000 mm	536754
shower channel CeraWall Select N satin stainless steel	1100 mm	536761
shower channel CeraWall Select N satin stainless steel	1200 mm	536778
shower channel CeraWall Select N satin stainless steel	1300 mm	536785
shower channel CeraWall Select N satin stainless steel	1400 mm	536792
shower channel CeraWall Select N satin stainless steel	1500 mm	536808



shower channel CeraWall Select N
satin stainless steel



DALLMER shower channel CeraWall Select N polished stainless steel

for installation with drain body DallFlex, DallFlex Plan, DallFlex vertical and shower underlay DallFlex Wall, DallFlex Wall Plan.

Drainage-strip with engineered precision fall, visibly installed at the junction of wall and floor. Suitable for natural stone floor and wall finish 24 – 32 mm (including adhesive), length can be adjusted by one millimeter.

SPECIFICATION

- cover plate
- self-adhesive security tape S 3 with cut-resistant stainless steel mesh and sound insulation
- accessories for installation and positioning
- temporary blanking plate

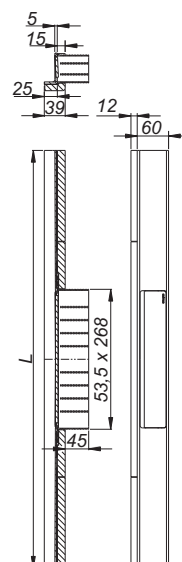
MATERIAL

304 stainless steel, 5 mm solid, mirror polished, load class K 3 (300 kg)

ITEM	LENGTH	PART NO.
shower channel CeraWall Select N polished stainless steel	800 mm	536570
shower channel CeraWall Select N polished stainless steel	900 mm	536587
shower channel CeraWall Select N polished stainless steel	1000 mm	536594
shower channel CeraWall Select N polished stainless steel	1100 mm	536600
shower channel CeraWall Select N polished stainless steel	1200 mm	536617
shower channel CeraWall Select N polished stainless steel	1300 mm	536624
shower channel CeraWall Select N polished stainless steel	1400 mm	536631
shower channel CeraWall Select N polished stainless steel	1500 mm	536648



shower channel CeraWall Select N
polished stainless steel



Ordering CeraWall Select:

Please order drain body DallFlex or shower underlay DallFlex Wall + shower channel CeraWall Select N as two components.

Shower channel CeraWall Individual

DALLMER shower channel CeraWall Individual

for installation with drain body DallFlex, DallFlex Plan, DallFlex vertical and shower underlay DallFlex Wall, DallFlex Wall Plan.

Concealed channel with integrated fall, for installation at the junction of wall and floor. Suitable for floor and wall finish of 12 – 24 mm (including adhesive), length can be adjusted by one millimeter.

SPECIFICATION

- self-adhesive security tape S 3 with cut-resistant stainless steel mesh and sound insulation
- accessories for installation and positioning
- scribe template
- construction and sealing adhesive
- temporary blanking plate

MATERIAL

304 stainless steel

ITEM	LENGTH	PART NO.
shower channel CeraWall Individual	800 mm	535269
shower channel CeraWall Individual	900 mm	535207
shower channel CeraWall Individual	1000 mm	535214
shower channel CeraWall Individual	1100 mm	535221
shower channel CeraWall Individual	1200 mm	535238
shower channel CeraWall Individual	1300 mm	536518
shower channel CeraWall Individual	1400 mm	536525
shower channel CeraWall Individual	1500 mm	536532

DALLMER shower channel CeraWall Individual anthracite matt

for installation with drain body DallFlex, DallFlex Plan, DallFlex vertical and shower underlay DallFlex Wall, DallFlex Wall Plan.

Concealed channel with integrated fall, for installation at the junction of wall and floor. Suitable for floor and wall finish of 12 – 24 mm (including adhesive), length can be adjusted by one millimeter.

SPECIFICATION

- self-adhesive security tape S 3 with cut-resistant stainless steel mesh and sound insulation
- accessories for installation and positioning
- scribe template
- construction and sealing adhesive
- temporary blanking plate

MATERIAL

304 stainless steel, PVD coating in anthracite matt

ITEM	LENGTH	PART NO.
shower channel CeraWall Individual anthracite matt	800 mm	535603
shower channel CeraWall Individual anthracite matt	900 mm	535627
shower channel CeraWall Individual anthracite matt	1000 mm	535634
shower channel CeraWall Individual anthracite matt	1100 mm	535641
shower channel CeraWall Individual anthracite matt	1200 mm	535658

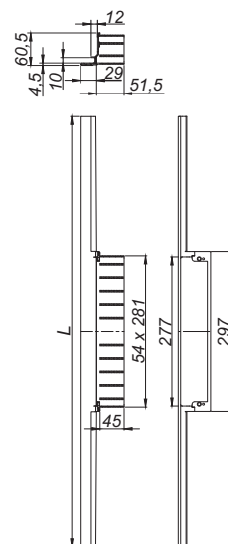
Ordering CeraWall Individual:

Please order drain body DallFlex or shower underlay DallFlex Wall + shower channel CeraWall Individual + cover plate as three components.

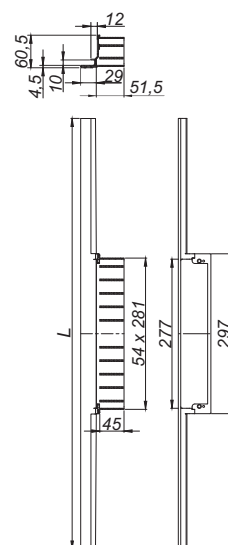
Due to the technological production possibilities, the nature of the raw material and the lighting conditions, there may be slight colour deviations in the PVD surfaces.



shower channel CeraWall Individual



shower channel CeraWall Individual anthracite matt



Shower channel CeraWall Individual

DALLMER shower channel CeraWall Individual red gold matt

for installation with drain body DallFlex, DallFlex Plan, DallFlex vertical and shower underlay DallFlex Wall, DallFlex Wall Plan.

Concealed channel with integrated fall, for installation at the junction of wall and floor. Suitable for floor and wall finish of 12 – 24 mm (including adhesive), length can be adjusted by one millimeter.

SPECIFICATION

- self-adhesive security tape S 3 with cut-resistant stainless steel mesh and sound insulation
- accessories for installation and positioning
- scribe template
- construction and sealing adhesive
- temporary blanking plate

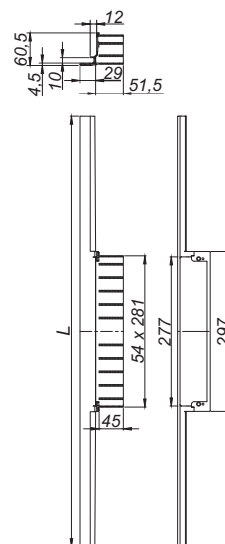
MATERIAL

304 stainless steel, PVD coating in red gold matt

ITEM	LENGTH	PART NO.
shower channel CeraWall Individual red gold matt	800 mm	536891
shower channel CeraWall Individual red gold matt	900 mm	536907
shower channel CeraWall Individual red gold matt	1000 mm	536914
shower channel CeraWall Individual red gold matt	1100 mm	536921
shower channel CeraWall Individual red gold matt	1200 mm	536938



shower channel CeraWall Individual red gold matt



DALLMER shower channel CeraWall Individual brass matt

for installation with drain body DallFlex, DallFlex Plan, DallFlex vertical and shower underlay DallFlex Wall, DallFlex Wall Plan.

Concealed channel with integrated fall, for installation at the junction of wall and floor. Suitable for floor and wall finish of 12 – 24 mm (including adhesive), length can be adjusted by one millimeter.

SPECIFICATION

- self-adhesive security tape S 3 with cut-resistant stainless steel mesh and sound insulation
- accessories for installation and positioning
- scribe template
- construction and sealing adhesive
- temporary blanking plate

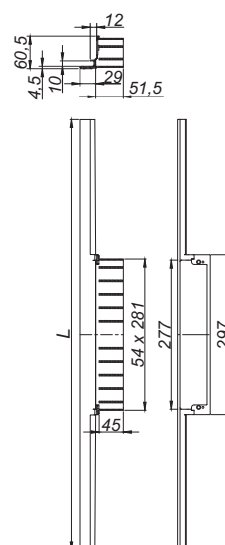
MATERIAL

304 stainless steel, PVD coating in brass matt

ITEM	LENGTH	PART NO.
shower channel CeraWall Individual brass matt	800 mm	536945
shower channel CeraWall Individual brass matt	900 mm	536952
shower channel CeraWall Individual brass matt	1000 mm	536969
shower channel CeraWall Individual brass matt	1100 mm	536976
shower channel CeraWall Individual brass matt	1200 mm	535665



shower channel CeraWall Individual brass matt



Ordering CeraWall Individual:

Please order drain body DallFlex or shower underlay DallFlex Wall + shower channel CeraWall Individual + cover plate as three components.

Due to the technological production possibilities, the nature of the raw material and the lighting conditions, there may be slight colour deviations in the PVD surfaces.

Shower channel CeraWall Individual

DALLMER cover plate CeraWall Individual

cover plate for shower channel CeraWall Individual.

MATERIAL

304 stainless steel or

304 stainless steel, PVD coating in anthracite matt, red gold matt or brass matt

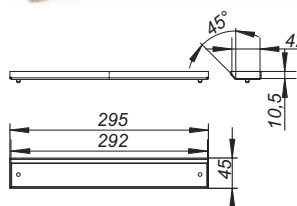
- ▶ **cover plate CeraWall Individual**
for flooring with unfinished cut edges (e.g. glazed tiles).
- ▶ **cover plate CeraWall Individual natural stone**
for flooring with polished cut edges or self-colour floor finish
(e.g. natural stone, porcelain stoneware tiles).
- ▶ **cover plate CeraWall Individual Design**
all-purpose design in stainless steel design, not to be tiled.

ITEM	PART NO.
cover plate CeraWall Individual satin stainless steel	535023
cover plate CeraWall Individual anthracite matt	537003
cover plate CeraWall Individual red gold matt	537027
cover plate CeraWall Individual brass matt	537041
cover plate CeraWall Individual natural stone	535030
cover plate CeraWall Individual Design satin stainless steel	535047
cover plate CeraWall Individual Design anthracite matt	537010
cover plate CeraWall Individual Design red gold matt	537034
cover plate CeraWall Individual Design brass matt	537058

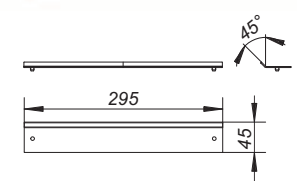
Ordering CeraWall Individual:

Please order drain body DallFlex or shower underlay DallFlex Wall + shower channel CeraWall Individual + cover plate as three components.

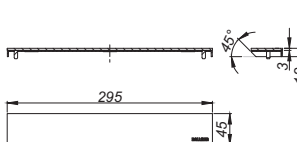
Due to the technological production possibilities, the nature of the raw material and the lighting conditions, there may be slight colour deviations in the PVD surfaces.



cover plate CeraWall Individual



cover plate CeraWall Individual natural stone



cover plate CeraWall Individual Design

Shower channel CeraWall Individual N (natural stone)

DALLMER shower channel CeraWall Individual N

for installation with drain body DallFlex, DallFlex Plan, DallFlex vertical and shower underlay DallFlex Wall, DallFlex Wall Plan.
 Concealed channel with integrated fall, for installation at the junction of wall and floor.
 Suitable for natural stone floor and wall finish 24 – 32 mm (including adhesive), length can be adjusted by one millimeter.

SPECIFICATION

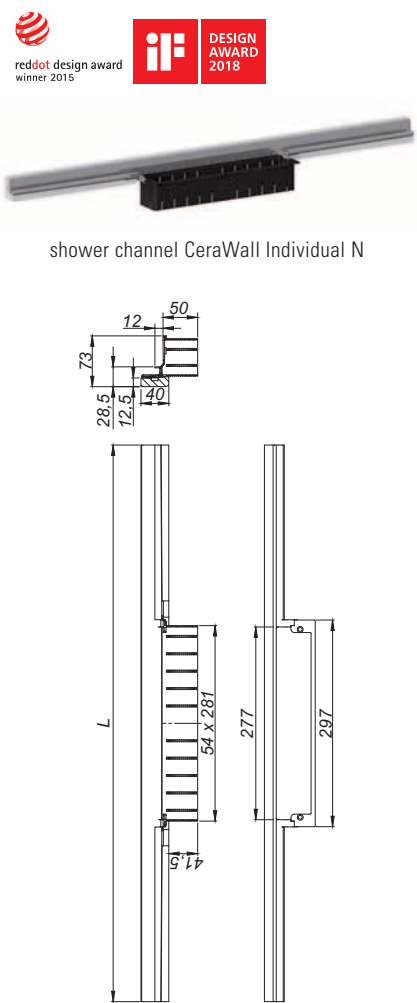
- self-adhesive security tape S 3 with cut-resistant stainless steel mesh and sound insulation
- accessories for installation and positioning
- scribe template
- temporary blanking plate

MATERIAL

304 stainless steel

ITEM	LENGTH	PART NO.
shower channel CeraWall Individual N	800 mm	536266
shower channel CeraWall Individual N	900 mm	536273
shower channel CeraWall Individual N	1000 mm	536280
shower channel CeraWall Individual N	1100 mm	536297
shower channel CeraWall Individual N	1200 mm	536303
shower channel CeraWall Individual N	1300 mm	536495
shower channel CeraWall Individual N	1400 mm	536556
shower channel CeraWall Individual N	1500 mm	536563

Ordering CeraWall Individual N:
 Please order drain body DallFlex or shower underlay DallFlex Wall + shower channel CeraWall Individual N + cover plate as three components.



Shower channel CeraWall Pure

DALLMER shower channel CeraWall Pure

for installation with drain body DallFlex, DallFlex Plan, DallFlex vertical and shower underlay DallFlex Wall, DallFlex Wall Plan.
Drainage-strip with integrated fall, visibly installed at the junction of wall and floor. Suitable for floor finish of 12 – 32 mm and wall finish of 12 – 24 mm (including adhesive), length can be adjusted by one millimeter.

SPECIFICATION

- cover plate
- self-adhesive sound insulating tape
- accessories for installation and positioning
- temporary blanking plate

MATERIAL

304 stainless steel, 1,5 mm, load class K 3 (300 kg)

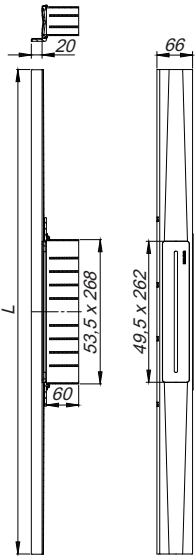
ITEM	LENGTH	PART NO.
shower channel CeraWall Pure	900 mm	538475
shower channel CeraWall Pure	1000 mm	538482
shower channel CeraWall Pure	1200 mm	538499

Ordering CeraWall Pure:

Please order drain body DallFlex or shower underlay DallFlex Wall + shower channel CeraWall Pure as two components.



shower channel CeraWall Pure



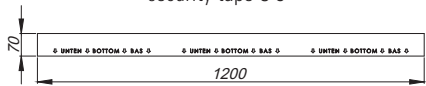
DALLMER security tape S 3

self-adhesive tape with cut-resistant stainless steel mesh

ITEM	LENGTH	PART NO.
security tape S 3	1200 mm	538505



security tape S 3



Shower channel Zentrix

DALLMER shower channel Zentrix

for installation with drain body DallFlex, DallFlex Plan, DallFlex vertical and shower underlay DallFlex Compact, DallFlex Compact Plan.

height adjustable 11 to 38 mm with +/- 16 mm adjustment lengthways,
spigot ABS, frame 304 stainless steel, 300 x 50 mm

- ▶ **shower channel Zentrix satin stainless steel**
grate 304 stainless steel satin finished, load class K 3 (300 kg)
- ▶ **shower channel Zentrix polished stainless steel**
grate 304 stainless steel mirror polished, load class K 3 (300 kg)
- ▶ **shower channel Zentrix anthracite matt**
grate 304 stainless steel, PVD coating in anthracite matt, load class K 3 (300 kg)
- ▶ **shower channel Zentrix red gold matt**
grate 304 stainless steel, PVD coating in red gold matt, load class K 3 (300 kg)
- ▶ **shower channel Zentrix brass matt**
grate 304 stainless steel, PVD coating in brass matt, load class K 3 (300 kg)

ITEM	DIMENSION	PART NO.
shower channel Zentrix satin stainless steel	300 x 50 mm	511317
shower channel Zentrix polished stainless steel	300 x 50 mm	511324
shower channel Zentrix anthracite matt	300 x 50 mm	511331
shower channel Zentrix red gold matt	300 x 50 mm	511348
shower channel Zentrix brass matt	300 x 50 mm	511355

Ordering shower channel Zentrix:

Please order drain body DallFlex or shower underlay DallFlex Compact + shower channel Zentrix.

Due to the technological production possibilities, the nature of the raw material and the lighting conditions, there may be slight colour deviations in the PVD surfaces.



reddot design award
best of the best 2008



product design award
2008



ICD 2008
AWARD
INNOVATIVE
INTERIOR
selection



Zentrix satin stainless steel



Zentrix polished stainless steel



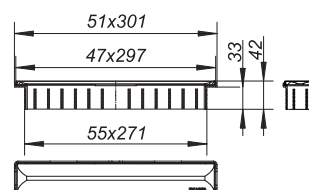
Zentrix satin anthracite matt



Zentrix satin red gold matt



Zentrix satin brass matt



Shower channel CeraNiveau

DALLMER shower channel CeraNiveau

for installation with drain body DallFlex, DallFlex Plan, DallFlex vertical and shower underlay DallFlex Compact, DallFlex Compact Plan.

height adjustable 11 to 38 mm with +/- 16 mm adjustment lengthways, and +/- 6 mm in lateral direction, spigot ABS, frame 304 stainless steel, 300 x 100 mm

- ▶ **shower channel CeraNiveau satin stainless steel**
grate 304 stainless steel satin finished, load class K 3 (300 kg)
- ▶ **shower channel CeraNiveau polished stainless steel**
grate 304 stainless steel mirror polished, load class K 3 (300 kg)
- ▶ **shower channel CeraNiveau anthracite matt**
grate 304 stainless steel, PVD coating in anthracite matt, load class K 3 (300 kg)
- ▶ **shower channel CeraNiveau red gold matt**
grate 304 stainless steel, PVD coating in red gold matt, load class K 3 (300 kg)
- ▶ **shower channel CeraNiveau brass matt**
grate 304 stainless steel, PVD coating in brass matt, load class K 3 (300 kg)

ITEM	DIMENSION	PART NO.
shower channel CeraNiveau satin stainless steel	300 x 100 mm	511362
shower channel CeraNiveau polished stainless steel	300 x 100 mm	511379
shower channel CeraNiveau anthracite matt	300 x 100 mm	511386
shower channel CeraNiveau red gold matt	300 x 100 mm	511058
shower channel CeraNiveau brass matt	300 x 100 mm	511065


Ordering shower channel CeraNiveau:

Please order drain body DallFlex or shower underlay DallFlex Compact + shower channel CeraNiveau.

Due to the technological production possibilities, the nature of the raw material and the lighting conditions, there may be slight colour deviations in the PVD surfaces.



Cera Niveau satin stainless steel



Cera Niveau polished stainless steel



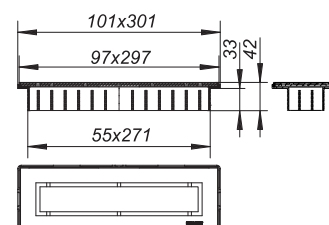
Cera Niveau anthracite matt



Cera Niveau red gold matt



Cera Niveau brass matt



Shower channel CeraFrame Individual

DALLMER shower channel CeraFrame Individual

for installation with drain body DallFlex, DallFlex Plan, DallFlex vertical and shower underlay DallFlex Compact, DallFlex Compact Plan.

height adjustable 12 to 38 mm, spigot ABS, frame 304 stainless steel 1.4301, 300 x 50 mm

- ▶ **shower channel CeraFrame Individual**
304 stainless steel satin finished, load class K 3 (300 kg)
- ▶ **shower channel CeraFrame Individual anthracite matt**
304 stainless steel, PVD coating in anthracite matt, load class K 3 (300 kg)
- ▶ **shower channel CeraFrame Individual red gold matt**
304 stainless steel, PVD coating in red gold matt, load class K 3 (300 kg)
- ▶ **shower channel CeraFrame Individual brass matt**
304 stainless steel, PVD coating in brass matt, load class K 3 (300 kg)

ITEM	DIMENSION	PART NO.
shower channel CeraFrame Individual	300 x 50 mm	537331
shower channel CeraFrame Individual anthracite matt	300 x 50 mm	537348
shower channel CeraFrame Individual red gold matt	300 x 50 mm	537355
shower channel CeraFrame Individual brass matt	300 x 50 mm	537362

Ordering shower channel CeraFrame Individual:

Please order drain body DallFlex or shower underlay DallFlex Compact + shower channel CeraFrame Individual + cover plate CeraFloor/CeraFrame Individual!

Due to the technological production possibilities, the nature of the raw material and the lighting conditions, there may be slight colour deviations in the PVD surfaces.




CeraFrame Individual



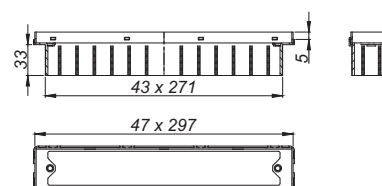
CeraFrame Individual anthracite matt



CeraFrame Individual red gold matt



CeraFrame Individual brass matt



Shower channel CeraFrame Individual

DALLMER cover plate CeraFloor/CeraFrame Individual

cover plate for shower channel CeraFloor Individual and CeraFrame Individual.

MATERIAL

304 stainless steel or

304 stainless steel, PVD coating in anthracite matt, red gold matt or brass matt

- **cover plate CeraFloor/CeraFrame Individual**
for tiling with individual floor coverings.
- **cover plate CeraFloor/CeraFrame Individual Design**
all-purpose design in stainless steel design, not to be tiled.

ITEM	PART NO.
cover plate CeraFloor/CeraFrame Individual satin stainless steel	537379
cover plate CeraFloor/CeraFrame Individual anthracite matt	537553
cover plate CeraFloor/CeraFrame Individual red gold matt	537652
cover plate CeraFloor/CeraFrame Individual brass matt	537751
cover plate CeraFloor/CeraFrame Individual Design satin stainless steel	537386
cover plate CeraFloor/CeraFrame Individual Design anthracite matt	537560
cover plate CeraFloor/CeraFrame Individual Design red gold matt	537669
cover plate CeraFloor/CeraFrame Individual Design brass matt	537768

Ordering CeraFloor Individual:

Please order drain body DallFlex or shower underlay DallFlex Floor + shower channel CeraFloor Individual + cover plate CeraFloor/CeraFrame Individual!

Ordering CeraFrame Individual:

Please order drain body DallFlex or shower underlay DallFlex Compact + shower channel CeraFrame Individual + cover plate CeraFloor/CeraFrame Individual!

Due to the technological production possibilities, the nature of the raw material and the lighting conditions, there may be slight colour deviations in the PVD surfaces.



cover plate CeraFloor/CeraFrame Individual
satin stainless steel



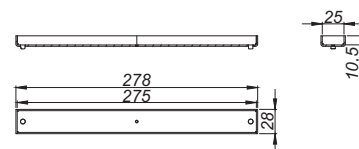
cover plate CeraFloor/CeraFrame Individual
anthracite matt



cover plate CeraFloor/CeraFrame Individual
red gold matt



cover plate CeraFloor/CeraFrame Individual
brass matt



cover plate CeraFloor/CeraFrame Individual Design
satin stainless steel



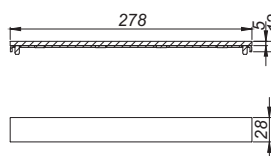
cover plate CeraFloor/CeraFrame Individual Design
anthracite matt



cover plate CeraFloor/CeraFrame Individual Design
red gold matt



cover plate CeraFloor/CeraFrame Individual Design
brass matt



Drain body DallFlex Duo

DALLMER drain body DallFlex Duo

conforming to DIN EN 1253
for installation with shower channels CeraWall Duo.
Two outlets DN 50 or BS 2" horizontal, can be positioned on three sides without tools,
with ball-joint, adjustable 0 – 15 degrees

SPECIFICATION

- integrated anchors for extra grip in the screed
- flexible sealing collar for secure bonding of under-tile waterproofing (conforming to DIN 18534)
- accessories for sound insulated installation
- sound absorbing and height adjustable levelling legs
- removable trap insert, 50 mm water seal (conforming to DIN EN 1253)
- temporary blanking plate

MATERIAL

polypropylene

FLOW RATE TESTED TO DIN EN 1253 (with 10/20 mm water over cover plate)

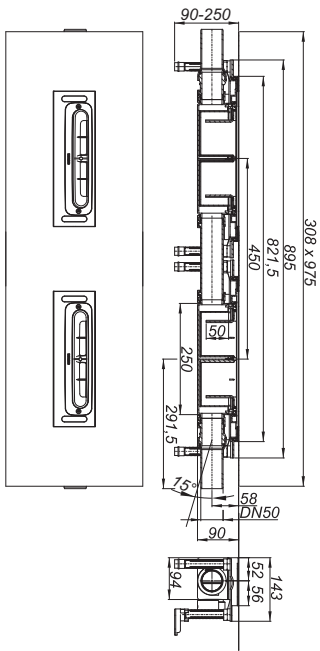
	Required	Dallmer
DN 50	0,8 l/s	0,9/1,45 l/s

ITEM	PART NO. DN 50	PART NO. BS 2"
drain body DallFlex Duo	536006	536013

Build-in height 90 mm



drain body DallFlex Duo



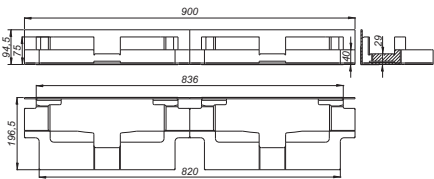
DALLMER sound-insulating element DallFlex Duo

for use with drain body DallFlex Duo and shower channels CeraWall Duo.
Tested to conform to DIN 4109/VDI 4100, certificate P-BA 148/2015.

ITEM	PART NO.
sound-insulating element DallFlex Duo	539113



sound-insulating element DallFlex Duo



Drain body DallFlex Duo

DALLMER drain body DallFlex Duo Plan

for installation with shower channels CeraWall Duo.
Two outlets DN 40 horizontal, can be positioned on three sides without tools,
with ball-joint, adjustable 0 – 15 degrees

SPECIFICATION

- integrated anchors for extra grip in the screed
- flexible sealing collar for secure bonding of under-tile waterproofing (conforming to DIN 18534)
- accessories for sound insulated installation
- sound absorbing and height adjustable levelling legs
- removable trap insert, 30 mm water seal (deviating to DIN EN 1253)
- temporary blanking plate

MATERIAL

polypropylene
outlet polyethylene

FLOW RATE TESTED TO DIN EN 1253

(with 10/20 mm water over cover plate)

	Required	Dallmer
DN 40	0,8 l/s	0,6/0,86 l/s

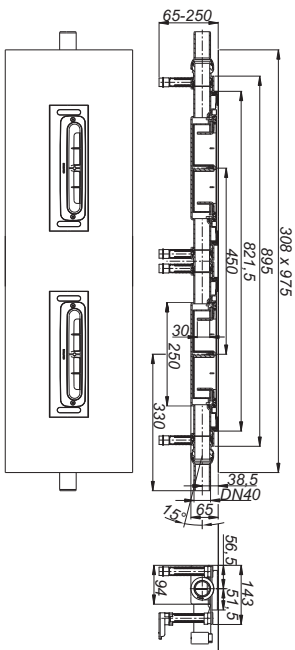
ITEM	DN	PART NO.
drain body DallFlex Duo Plan	DN 40	536501

Can be connected to British standard pipework with adaptor part No. 880734.

Build-in height 65 mm




drain body DallFlex Duo Plan



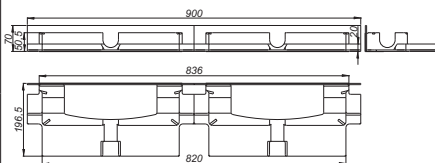
DALLMER sound-insulating element DallFlex Duo Plan

for use with drain body DallFlex Duo Plan and shower channels CeraWall Duo.
Tested to conform to DIN 4109/VDI 4100, certificate P-BA 142/2015 (CeraWall Individual Duo) and P-BA 144/2015 (CeraWall Select Duo).

ITEM	PART NO.
sound-insulating element DallFlex Duo Plan	539120



sound-insulating element DallFlex Duo Plan



Drain body DallFlex Duo

DALLMER drain body DallFlex Duo vertical

conforming to DIN EN 1253
for installation with shower channels CeraWall Duo.
two drain bodies, two outlets DN 50 vertical

SPECIFICATION


- integrated anchors for extra grip in the screed
- flexible sealing collar for secure bonding of under-tile waterproofing (conforming to DIN 18534)
- accessories for sound insulated installation
- sound absorbing and height adjustable levelling legs
- removable trap insert, 50 mm water seal (conforming to DIN EN 1253)
- temporary blanking plate

MATERIAL

polypropylene

FLOW RATE TESTED TO DIN EN 1253 (with 10/20 mm water over cover plate)

	Required	Dallmer
DN 50	0,8 l/s	1,2/2,35 l/s

ITEM	DN	PART NO.
 drain body DallFlex Duo vertical	DN 50	539083

Can be connected to British standard pipework with adaptor part No. 880727.

DALLMER fire and sound-insulating collar – installation kit 11 Duo

used with floor drain bodies DallFlex Duo vertical. For F 30/60/90/120 rated floors.

SPECIFICATION

- insertion element
- intumescent material
- built-in hangers
- mounting accessories
- mortar guard
- blanking plate

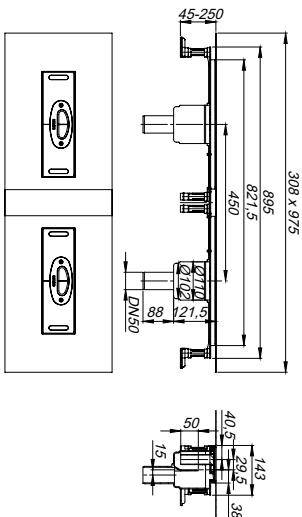
connects to:
plastic pipework DN 50 with couplings,
cast iron pipework DN 50 with DALLMER HT/SML pipe coupling DN 50/DN 50 (part-no. 880024)

ITEM	DN	PART NO.
fire and sound-insulating collar – installation kit 11 Duo	DN 50	515315

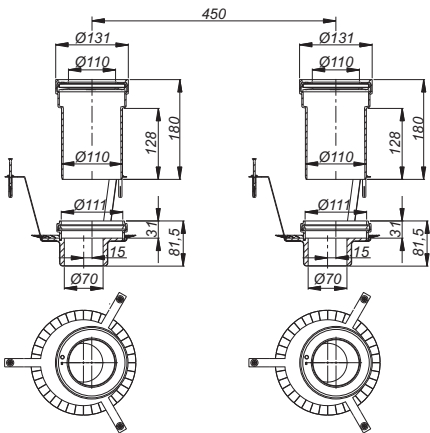
Build-in height 45 mm



drain body DallFlex Duo vertical



fire + sound-insulating collar –
installation kit 11 Duo



Shower channel CeraWall Select Duo

DALLMER shower channel CeraWall Select Duo satin stainless steel

for installation with drain body DallFlex Duo, DallFlex Duo Plan and DallFlex Duo vertical.
Drainage-strip with engineered precision fall, visibly installed at the junction of wall and floor.
Suitable for floor and wall finish of 12 – 24 mm (including adhesive), length can be adjusted by one millimeter.

SPECIFICATION

- two cover plates
- self-adhesive security tape S 3 with cut-resistant stainless steel mesh and sound insulation
- accessories for installation and positioning
- construction and sealing adhesive
- temporary blanking plate with integrated level

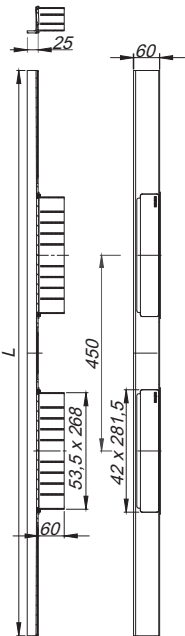
MATERIAL

304 stainless steel, satin finished

ITEM	LENGTH	PART NO.
shower channel CeraWall Select Duo satin stainless steel	1300 mm	536181
shower channel CeraWall Select Duo satin stainless steel	1400 mm	536198
shower channel CeraWall Select Duo satin stainless steel	1500 mm	536204
shower channel CeraWall Select Duo satin stainless steel	1600 mm	536211
shower channel CeraWall Select Duo satin stainless steel	1700 mm	536228
shower channel CeraWall Select Duo satin stainless steel	1800 mm	536235
shower channel CeraWall Select Duo satin stainless steel	1900 mm	536242
shower channel CeraWall Select Duo satin stainless steel	2000 mm	536259



shower channel CeraWall Select Duo
satin stainless steel



DALLMER shower channel CeraWall Select Duo polished stainless steel

for installation with drain body DallFlex Duo, DallFlex Duo Plan and DallFlex Duo vertical.
Drainage-strip with engineered precision fall, visibly installed at the junction of wall and floor.
Suitable for floor and wall finish of 12 – 24 mm (including adhesive), length can be adjusted by one millimeter.

SPECIFICATION

- two cover plates
- self-adhesive security tape S 3 with cut-resistant stainless steel mesh and sound insulation
- accessories for installation and positioning
- construction and sealing adhesive
- temporary blanking plate with integrated level

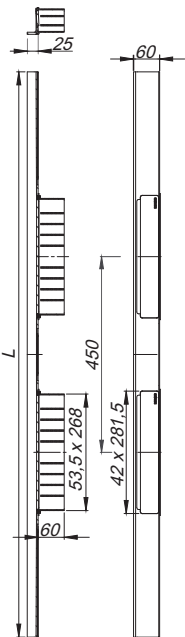
MATERIAL

304 stainless steel, mirror polished

ITEM	LENGTH	PART NO.
shower channel CeraWall Select Duo polished stainless steel	1300 mm	536105
shower channel CeraWall Select Duo polished stainless steel	1400 mm	536112
shower channel CeraWall Select Duo polished stainless steel	1500 mm	536129
shower channel CeraWall Select Duo polished stainless steel	1600 mm	536136
shower channel CeraWall Select Duo polished stainless steel	1700 mm	536143
shower channel CeraWall Select Duo polished stainless steel	1800 mm	536150
shower channel CeraWall Select Duo polished stainless steel	1900 mm	536167
shower channel CeraWall Select Duo polished stainless steel	2000 mm	536174



shower channel CeraWall Select Duo
polished stainless steel



Ordering CeraWall Select Duo:

Please order drain body DallFlex Duo + shower channel CeraWall Select Duo as two separate components.

Shower channel CeraWall Select N Duo (natural stone)

DALLMER shower channel CeraWall Select N Duo satin stainless steel

for installation with drain body DallFlex Duo, DallFlex Duo Plan and DallFlex Duo vertical.
Drainage-strip with engineered precision fall, visibly installed at the junction of wall and floor.
Suitable for natural stone floor and wall finish 24 – 32 mm (including adhesive), length can be adjusted by one millimeter.

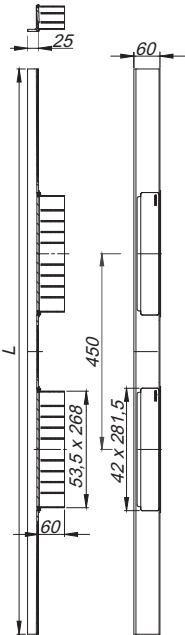
SPECIFICATION

- two cover plates
- self-adhesive security tape S 3 with cut-resistant stainless steel mesh and sound insulation
- accessories for installation and positioning
- temporary blanking plate with integrated level

MATERIAL

304 stainless steel, satin finished

ITEM	LENGTH	PART NO.
shower channel CeraWall Select N Duo satin stainless steel	1300 mm	536815
shower channel CeraWall Select N Duo satin stainless steel	1400 mm	536822
shower channel CeraWall Select N Duo satin stainless steel	1500 mm	536839
shower channel CeraWall Select N Duo satin stainless steel	1600 mm	536846
shower channel CeraWall Select N Duo satin stainless steel	1700 mm	536853
shower channel CeraWall Select N Duo satin stainless steel	1800 mm	536860
shower channel CeraWall Select N Duo satin stainless steel	1900 mm	536877
shower channel CeraWall Select N Duo satin stainless steel	2000 mm	536884



DALLMER shower channel CeraWall Select N Duo polished stainless steel

for installation with drain body DallFlex Duo, DallFlex Duo Plan and DallFlex Duo vertical.
Drainage-strip with engineered precision fall, visibly installed at the junction of wall and floor.
Suitable for natural stone floor and wall finish 24 – 32 mm (including adhesive), length can be adjusted by one millimeter.

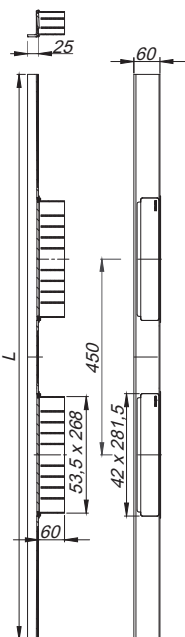
SPECIFICATION

- two cover plates
- self-adhesive security tape S 3 with cut-resistant stainless steel mesh and sound insulation
- accessories for installation and positioning
- temporary blanking plate with integrated level

MATERIAL

304 stainless steel, mirror polished

ITEM	LENGTH	PART NO.
shower channel CeraWall Select N Duo polished stainless steel	1300 mm	536655
shower channel CeraWall Select N Duo polished stainless steel	1400 mm	536662
shower channel CeraWall Select N Duo polished stainless steel	1500 mm	536679
shower channel CeraWall Select N Duo polished stainless steel	1600 mm	536686
shower channel CeraWall Select N Duo polished stainless steel	1700 mm	536693
shower channel CeraWall Select N Duo polished stainless steel	1800 mm	536709
shower channel CeraWall Select N Duo polished stainless steel	1900 mm	536716
shower channel CeraWall Select N Duo polished stainless steel	2000 mm	536723



Ordering CeraWall Select N Duo:
Please order drain body DallFlex Duo + shower channel Cerawall Select N Duo as two separate components.

Shower channel CeraWall Individual Duo

DALLMER shower channel CeraWall Individual Duo

for installation with drain body DallFlex Duo, DallFlex Duo Plan and DallFlex Duo vertical.
 Concealed channel with integrated fall, for installation at the junction of wall and floor.
 Suitable for wall and floor finish 12 to 24 mm (includig adhesive), length can be adjusted by one millimeter.

SPECIFICATION

- self-adhesive security tape S 3 with cut-resistant stainless steel mesh and sound insulation
- accessories for installation and positioning
- scribe template
- construction and sealing adhesive
- temporary blanking plate

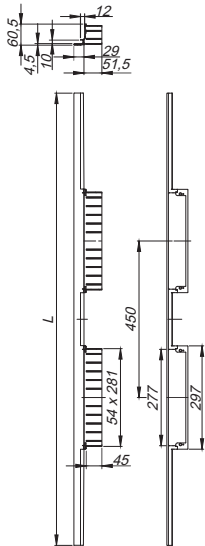
MATERIAL

304 stainless steel

ITEM	LENGTH	PART NO.
shower channel CeraWall Individual Duo	1300 mm	536020
shower channel CeraWall Individual Duo	1400 mm	536037
shower channel CeraWall Individual Duo	1500 mm	536044
shower channel CeraWall Individual Duo	1600 mm	536051
shower channel CeraWall Individual Duo	1700 mm	536068
shower channel CeraWall Individual Duo	1800 mm	536075
shower channel CeraWall Individual Duo	1900 mm	536082
shower channel CeraWall Individual Duo	2000 mm	536099



shower channel CeraWall Individual Duo



DALLMER cover plate CeraWall Individual Duo

each with two cover plates for shower channel CeraWall Individual Duo.

MATERIAL

304 stainless steel

- **cover plate CeraWall Individual Duo**
for flooring with unfinished cut edges (e.g. glazed tiles).
- **cover plate CeraWall Individual Duo natural stone**
for flooring with polished cut edges or self-colour floor finish (e.g. natural stone, porcelain stoneware tiles).
- **cover plate CeraWall Individual Duo Design**
all-purpose design in stainless steel design, not to be tiled.

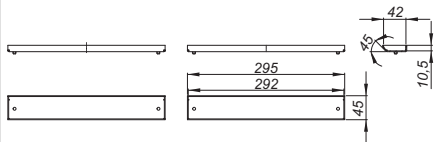
ITEM	PART NO.
cover plate CeraWall Individual Duo	535191
cover plate CeraWall Individual Duo natural stone	535184
cover plate CeraWall Individual Duo Design	535092

Ordering CeraWall Individual Duo:

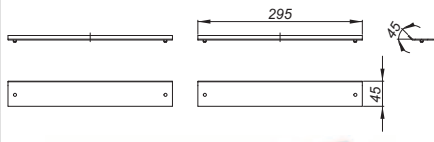
Please order drain body DallFlex Duo + shower channel Individual Duo + cover plate Duo as three separate components.



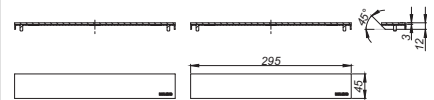
cover plate CeraWall Individual Duo



cover plate CeraWall Individual Duo natural stone



cover plate CeraWall Individual Duo Design



Shower channel CeraWall Individual N Duo (natural stone)

DALLMER shower channel CeraWall Individual N Duo

for installation with drain body DallFlex Duo, DallFlex Duo Plan and DallFlex Duo vertical.
Concealed channel with integrated fall, for installation at the junction of wall and floor.
Suitable for natural stone floor and wall finish 24 to 32 mm (including adhesive), length can be adjusted by one millimeter.

SPECIFICATION

- self-adhesive security tape S 3 with cut-resistant stainless steel mesh and sound insulation
- accessories for installation and positioning
- scribe template
- temporary blanking plate

MATERIAL

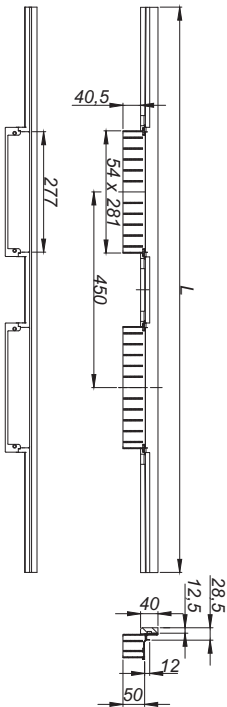
304 stainless steel

ITEM	LENGTH	PART NO.
shower channel CeraWall Individual N Duo	1300 mm	536310
shower channel CeraWall Individual N Duo	1400 mm	536327
shower channel CeraWall Individual N Duo	1500 mm	536334
shower channel CeraWall Individual N Duo	1600 mm	536341
shower channel CeraWall Individual N Duo	1700 mm	536358
shower channel CeraWall Individual N Duo	1800 mm	536365
shower channel CeraWall Individual N Duo	1900 mm	536372
shower channel CeraWall Individual N Duo	2000 mm	536389

Ordering CeraWall Individual N Duo:
Please order drain body DallFlex Duo + shower channel CeraWall Individual N Duo + cover plate CeraWall Individual Duo as three separate components.



shower channel CeraWall Individual N Duo



Shower underlay DalIFlex

CeraFloor Select



LENGTH	900 mm	1000 mm	1200 mm
STAINLESS STEEL MATT	538024	538048	538062
STAINLESS STEEL POLISHED	538123	538147	538161
ANTHRACITE MATT	538253	538277	538291
RED GOLD MATT	538321	538345	538369
BRASS MATT	538390	538413	538437

CeraFloor Individual



LENGTH	800-1500 mm
STAINLESS STEEL MATT	537478
ANTHRACITE MATT	537546
RED GOLD MATT	537645
BRASS MATT	537744

Cover plates CeraFloor Individual

Individual



Design



SPECIFICATION	Individual	Design
STAINLESS STEEL MATT	537379	537386
ANTHRACITE MATT	537553	537560
RED GOLD MATT	537652	537669
BRASS MATT	537751	537768

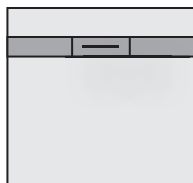
CeraFloor Pure



LENGTH	900 mm	1000 mm	1200 mm
STAINLESS STEEL	538208	538215	538222



DallFlex Floor



Standard, DN 50

DIMENSION	900 x 900 mm	1000 x 1000 mm	1200 x 1200 mm	900 x 1200 mm
BUILT-IN HEIGHT	105 mm	105 mm	105 mm	105 mm
PART NO.	540126	540140	540157	540164
FLOW RATE (with 10/20 mm water over cover plate)	0.74/0.8 l/s	0.74/0.8 l/s	0.74/0.8 l/s	0.74/0.8 l/s

Plan, DN 40

DIMENSION	900 x 900 mm	1000 x 1000 mm	1200 x 1200 mm	900 x 1200 mm
BUILT-IN HEIGHT	80 mm	80 mm	80 mm	80 mm
PART NO.	540089	540096	540102	540119
FLOW RATE (with 10/20 mm water over cover plate)	0.48/0.5 l/s	0.48/0.5 l/s	0.48/0.5 l/s	0.48/0.5 l/s



stainless steel matt



stainless steel polished



anthracite matt



red gold matt



brass matt

Shower underlay DalIFlex

CeraWall Select



LENGTH	900 mm	1000 mm	1200 mm
STAINLESS STEEL MATT	535146	535153	535177
STAINLESS STEEL POLISHED	535108	535115	535139
ANTHRACITE MATT	535306	535313	535337
RED GOLD MATT	535351	535368	535382
BRASS MATT	535405	535412	535436

CeraWall Individual



LENGTH	900 mm	1000 mm	1200 mm
STAINLESS STEEL MATT	535207	535214	535238
ANTHRACITE MATT	535627	535634	535658
RED GOLD MATT	536907	536914	536938
BRASS MATT	536952	536969	535665

Cover plates
CeraWall Individual

Individual

Design

Natural Stone



SPECIFICATION	Individual	Design	Natural Stone
STAINLESS STEEL MATT	535023	535047	535030
ANTHRACITE MATT	537003	537010	—
RED GOLD MATT	537027	537034	—
BRASS MATT	537041	537058	—

CeraWall Pure



LENGTH	900 mm	1000 mm	1200 mm
STAINLESS STEEL	538475	538482	538499

CeraFloor Select



LENGTH	900 mm	1000 mm	1200 mm
STAINLESS STEEL MATT	538024	538048	538062
STAINLESS STEEL POLISHED	538123	538147	538161
ANTHRACITE MATT	538253	538277	538291
RED GOLD MATT	538321	538345	538369
BRASS MATT	538390	538413	538437

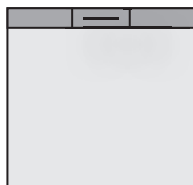
CeraFloor Pure



LENGTH	900 mm	1000 mm	1200 mm
STAINLESS STEEL	538208	538215	538222



DallFlex Wall



Standard, DN 50

DIMENSION	900 x 900 mm	1000 x 1000 mm	1200 x 1200 mm	900 x 1200 mm
BUILT-IN HEIGHT	105 mm	105 mm	105 mm	105 mm
PART NO.	540034	540058	540072	540065
FLOW RATE (with 10/20 mm water over cover plate)	0.74/0.8 l/s	0.74/0.8 l/s	0.74/0.8 l/s	0.74/0.8 l/s

Plan, DN 40

DIMENSION	900 x 900 mm	1000 x 1000 mm	1200 x 1200 mm	900 x 1200 mm
BUILT-IN HEIGHT	75 mm	75 mm	75 mm	75 mm
PART NO.	540003	540010	540027	540041
FLOW RATE (with 10/20 mm water over cover plate)	0.48/0.5 l/s	0.48/0.5 l/s	0.48/0.5 l/s	0.48/0.5 l/s



stainless steel matt



stainless steel polished



anthracite matt



red gold matt



brass matt


Shower underlay DalIFlex

Zentrix



LENGTH	300 x 50 mm
STAINLESS STEEL MATT	511317
STAINLESS STEEL POLISHED	511324
ANTHRACITE MATT	511331
RED GOLD MATT	511348
BRASS MATT	511355

CeraNiveau



LENGTH	300 x 100 mm
STAINLESS STEEL MATT	511362
STAINLESS STEEL POLISHED	511379
ANTHRACITE MATT	511386
RED GOLD MATT	511058
BRASS MATT	511065

CeraFrame Individual



LENGTH	300 x 50 mm
STAINLESS STEEL MATT	537331
ANTHRACITE MATT	537348
RED GOLD MATT	537355
BRASS MATT	537362

Cover plates CeraFrame Individual

Individual



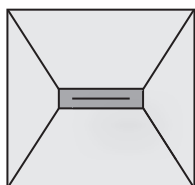
Design



SPECIFICATION	Individual	Design
STAINLESS STEEL MATT	537379	537386
ANTHRACITE MATT	537553	537560
RED GOLD MATT	537652	537669
BRASS MATT	537751	537768



DallFlex Compact



Standard, DN 50

DIMENSION	900 x 900 mm	1000 x 1000 mm	1200 x 1200 mm	900 x 1200 mm
BUILT-IN HEIGHT	105 mm	105 mm	105 mm	105 mm
PART NO.	540201	540218	540225	540232
FLOW RATE (with 10/20 mm water over cover plate)	0.74/0.8 l/s	0.74/0.8 l/s	0.74/0.8 l/s	0.74/0.8 l/s

Plan, DN 40

DIMENSION	900 x 900 mm	1000 x 1000 mm	1200 x 1200 mm	900 x 1200 mm
BUILT-IN HEIGHT	80 mm	80 mm	80 mm	80 mm
PART NO.	540133	540171	540188	540195
FLOW RATE (with 10/20 mm water over cover plate)	0.48/0.5 l/s	0.48/0.5 l/s	0.48/0.5 l/s	0.48/0.5 l/s



stainless steel matt



stainless steel polished



anthracite matt



red gold matt



brass matt

Shower underlay DallFlex Floor

DALLMER shower underlay DallFlex Floor

With drain point positioned near the wall for installation with CeraFloor shower channels.
Outlet DN 50 horizontal, can be positioned on three sides without tools,
with ball-joint, adjustable 0 – 15 degrees

SPECIFICATION

- DallFlex drain body system as per DIN EN 1253
- flexible sealing collar for secure bonding of under-tile waterproofing (conforming to DIN 18534)
- removable trap insert, 50 mm water seal (conforming to DIN EN 1253)
- temporary blanking plate
- suitable for wheelchairs if tile size > 5 x 5 cm

MATERIAL

expanded polystyrene (EPS), top side reinforced with glass fibre fabric and lined with waterproof fleece; drain body made of highly impact-resistant polypropylene

FLOW RATE TESTED TO DIN EN 1253

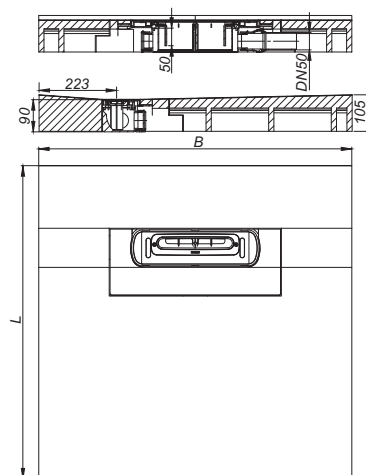
(with 10/20 mm water over cover plate)

	Required	Dallmer
DN 50	0,8 l/s	0,74/0,8 l/s

ITEM	DN	B x L	PART NO.
shower underlay DallFlex Floor	DN 50	900 x 900 mm	540126
shower underlay DallFlex Floor	DN 50	1000 x 1000 mm	540140
shower underlay DallFlex Floor	DN 50	1200 x 1200 mm	540157
shower underlay DallFlex Floor	DN 50	900 x 1200 mm	540164



shower underlay DallFlex Floor



DALLMER sound-insulating shower underlay DallFlex Floor

With drain point positioned near the wall for installation with CeraFloor shower channels.
If installed as per test report, suitable to meet increased sound insulation requirements in accordance with DIN 4109 and VDI 4100.
Outlet DN 50 horizontal, can be positioned on three sides without tools,
with ball-joint, adjustable 0 – 15 degrees

SPECIFICATION

- DallFlex drain body system as per DIN EN 1253
- flexible sealing collar for secure bonding of under-tile waterproofing (conforming to DIN 18534)
- removable trap insert, 50 mm water seal (conforming to DIN EN 1253)
- temporary blanking plate
- suitable for wheelchairs if tile size > 5 x 5 cm

MATERIAL

expanded polystyrene (EPS), top side reinforced with glass fibre fabric and lined with waterproof fleece; drain body made of highly impact-resistant polypropylene

FLOW RATE TESTED TO DIN EN 1253

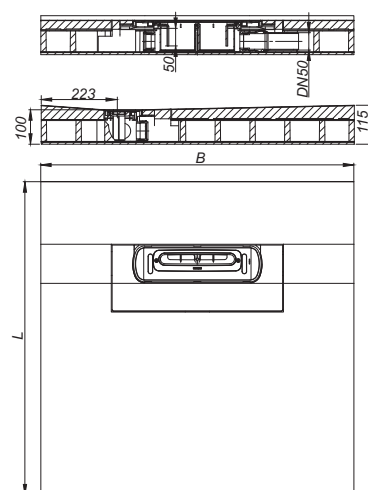
(with 10/20 mm water over cover plate)

	Required	Dallmer
DN 50	0,8 l/s	0,74/0,8 l/s

ITEM	DN	B x L	PART NO.
sound-insulating shower underlay DallFlex Floor	DN 50	900 x 900 mm	540287
sound-insulating shower underlay DallFlex Floor	DN 50	1000 x 1000 mm	540294
sound-insulating shower underlay DallFlex Floor	DN 50	1200 x 1200 mm	540300
sound-insulating shower underlay DallFlex Floor	DN 50	900 x 1200 mm	540317



sound-insulating shower underlay DallFlex Floor



Shower underlay DallFlex Floor/Wall

DALLMER shower underlay DallFlex Floor Plan

With drain point positioned near the wall for installation with CeraFloor shower channels.
Outlet DN 40 horizontal, can be positioned on three sides without tools,
with ball-joint, adjustable 0 – 15 degrees

SPECIFICATION

- DallFlex Plan drain body system
- flexible sealing collar for secure bonding of under-tile waterproofing (conforming to DIN 18534)
- removable trap insert, 30 mm water seal (deviating to DIN EN 1253)
- temporary blanking plate
- suitable for wheelchairs if tile size > 5 x 5 cm

MATERIAL

expanded polystyrene (EPS), top side reinforced with glass fibre fabric and lined with waterproof fleece; drain body made of highly impact-resistant polypropylene, outlet polyethylene, weldable

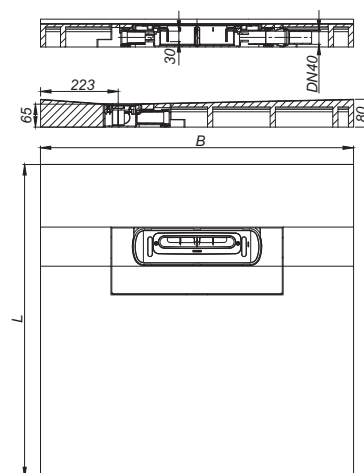
FLOW RATE TESTED TO DIN EN 1253 TAB. 3, (with 10/20 mm water over cover plate) conforming to DIN EN 274

	Required	Dallmer
DN 40	0,4 l/s	0,48/0,5 l/s

ITEM	DN	B x L	PART NO.
shower underlay DallFlex Floor Plan	DN 40	900 x 900 mm	540089
shower underlay DallFlex Floor Plan	DN 40	1000 x 1000 mm	540096
shower underlay DallFlex Floor Plan	DN 40	1200 x 1200 mm	540102
shower underlay DallFlex Floor Plan	DN 40	900 x 1200 mm	540119



shower underlay DallFlex Floor Plan



DALLMER shower underlay DallFlex Wall

With drain point positioned against the wall for installation with CeraWall and CeraFloor shower channels.

Outlet DN 50 horizontal, can be positioned on three sides without tools,
with ball-joint, adjustable 0 – 15 degrees

SPECIFICATION

- DallFlex drain body system as per DIN EN 1253
- flexible sealing collar for secure bonding of under-tile waterproofing (conforming to DIN 18534)
- removable trap insert, 50 mm water seal (conforming to DIN EN 1253)
- temporary blanking plate
- suitable for wheelchairs if tile size > 5 x 5 cm

MATERIAL

expanded polystyrene (EPS), top side reinforced with glass fibre fabric and lined with waterproof fleece; drain body made of highly impact-resistant polypropylene

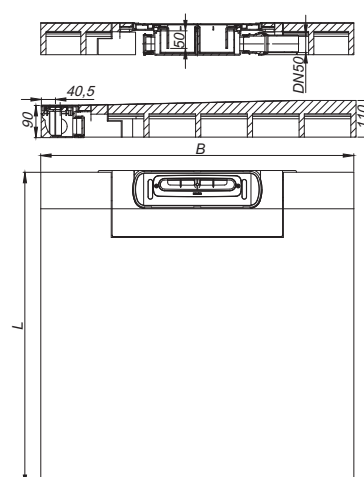
FLOW RATE TESTED TO DIN EN 1253
(with 10/20 mm water over cover plate)

	Required	Dallmer
DN 50	0,8 l/s	0,74/0,8 l/s

ITEM	DN	B x L	PART NO.
shower underlay DallFlex Wall	DN 50	900 x 900 mm	540034
shower underlay DallFlex Wall	DN 50	1000 x 1000 mm	540058
shower underlay DallFlex Wall	DN 50	1200 x 1200 mm	540072
shower underlay DallFlex Wall	DN 50	900 x 1200 mm	540065



shower underlay DallFlex Wall



Shower underlay DallFlex Wall

DALLMER sound-insulating shower underlay DallFlex Wall

With drain point positioned against the wall for installation with CeraWall and CeraFloor shower channels.

If installed as per test report, suitable to meet increased sound insulation requirements in accordance with DIN 4109 and VDI 4100.

Outlet DN 50 horizontal, can be positioned on three sides without tools, with ball-joint, adjustable 0 – 15 degrees

SPECIFICATION

- DallFlex drain body system as per DIN EN 1253
- flexible sealing collar for secure bonding of under-tile waterproofing (conforming to DIN 18534)
- removable trap insert, 50 mm water seal (conforming to DIN EN 1253)
- temporary blanking plate
- suitable for wheelchairs if tile size > 5 x 5 cm

MATERIAL


expanded polystyrene (EPS), top side reinforced with glass fibre fabric and lined with waterproof fleece; drain body made of highly impact-resistant polypropylene, outlet polyethylene, weldable

FLOW RATE TESTED TO DIN EN 1253

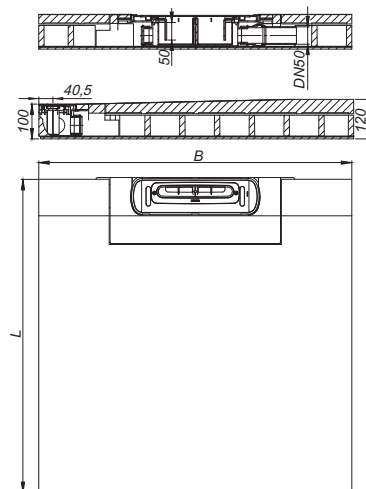
(with 10/20 mm water over cover plate)

	Required	Dallmer
DN 50	0,8 l/s	0,74/0,8 l/s

ITEM	DN	B x L	PART NO.
sound-insulating shower underlay DallFlex Wall	DN 50	900 x 900 mm	540249
sound-insulating shower underlay DallFlex Wall	DN 50	1000 x 1000 mm	540256
sound-insulating shower underlay DallFlex Wall	DN 50	1200 x 1200 mm	540263
sound-insulating shower underlay DallFlex Wall	DN 50	900 x 1200 mm	540270



sound-insulating shower underlay DallFlex Wall



DALLMER shower underlay DallFlex Wall Plan

With drain point positioned against the wall for installation with CeraWall and CeraFloor shower channels.

Outlet DN 40 horizontal, can be positioned on three sides without tools, with ball-joint, adjustable 0 – 15 degrees

SPECIFICATION

- DallFlex Plan drain body system
- flexible sealing collar for secure bonding of under-tile waterproofing (conforming to DIN 18534)
- removable trap insert, 30 mm water seal (deviating to DIN EN 1253)
- temporary blanking plate
- suitable for wheelchairs if tile size > 5 x 5 cm

MATERIAL

expanded polystyrene (EPS), top side reinforced with glass fibre fabric and lined with waterproof fleece; drain body made of highly impact-resistant polypropylene, outlet polyethylene, weldable

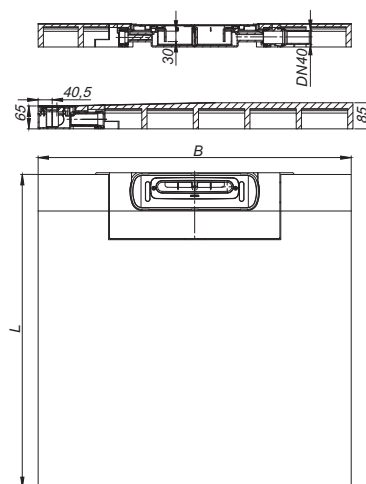
FLOW RATE TESTED TO DIN EN 1253 TAB. 3, (with 10/20 mm water over cover plate) conforming to DIN EN 274

	Required	Dallmer
DN 40	0,4 l/s	0,48/0,5 l/s

ITEM	DN	B x L	PART NO.
shower underlay DallFlex Wall Plan	DN 40	900 x 900 mm	540003
shower underlay DallFlex Wall Plan	DN 40	1000 x 1000 mm	540010
shower underlay DallFlex Wall Plan	DN 40	1200 x 1200 mm	540027
shower underlay DallFlex Wall Plan	DN 40	900 x 1200 mm	540041



shower underlay DallFlex Wall Plan



Shower underlay DallFlex Compact

DALLMER shower underlay DallFlex Compact

With drain point positioned centrally for installation with Zentrix, CeraNiveau and CeraFrame shower channels.

Outlet DN 50 horizontal, can be positioned on three sides without tools, with ball-joint, adjustable 0 – 15 degrees

SPECIFICATION

- DallFlex drain body system as per DIN EN 1253
- flexible sealing collar for secure bonding of under-tile waterproofing (conforming to DIN 18534)
- removable trap insert, 50 mm water seal (conforming to DIN EN 1253)
- temporary blanking plate
- suitable for wheelchairs if tile size > 5 x 5 cm

MATERIAL

expanded polystyrene (EPS), top side reinforced with glass fibre fabric and lined with waterproof fleece; drain body made of highly impact-resistant polypropylene

FLOW RATE TESTED TO DIN EN 1253

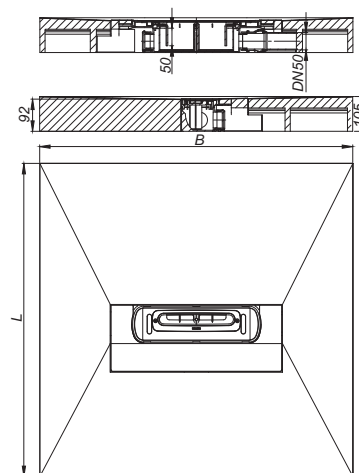
(with 10/20 mm water over cover plate)

	Required	Dallmer
DN 50	0,8 l/s	0,74/0,8 l/s

ITEM	DN	B x L	PART NO.
shower underlay DallFlex Compact	DN 50	900 x 900 mm	540201
shower underlay DallFlex Compact	DN 50	1000 x 1000 mm	540218
shower underlay DallFlex Compact	DN 50	1200 x 1200 mm	540225
shower underlay DallFlex Compact	DN 50	900 x 1200 mm	540232



shower underlay DallFlex Compact



DALLMER sound-insulating shower underlay DallFlex Compact

With drain point positioned centrally for installation with Zentrix, CeraNiveau and CeraFrame shower channels.

If installed as per test report, suitable to meet increased sound insulation requirements in accordance with DIN 4109 and VDI 4100.

Outlet DN 50 horizontal, can be positioned on three sides without tools, with ball-joint, adjustable 0 – 15 degrees

SPECIFICATION

- DallFlex drain body system as per DIN EN 1253
- flexible sealing collar for secure bonding of under-tile waterproofing (conforming to DIN 18534)
- removable trap insert, 50 mm water seal (conforming to DIN EN 1253)
- temporary blanking plate
- suitable for wheelchairs if tile size > 5 x 5 cm

MATERIAL


expanded polystyrene (EPS), top side reinforced with glass fibre fabric and lined with waterproof fleece; drain body made of highly impact-resistant polypropylene

FLOW RATE TESTED TO DIN EN 1253

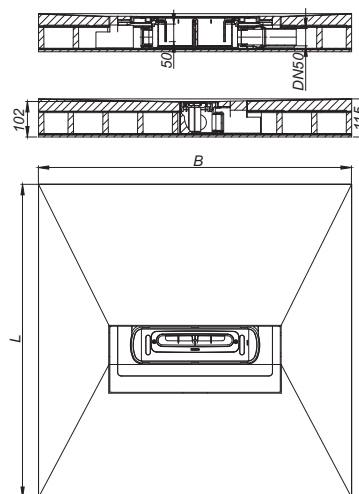
(with 10/20 mm water over cover plate)

	Required	Dallmer
DN 50	0,8 l/s	0,74/0,8 l/s

ITEM	DN	B x L	PART NO.
sound-insulating shower underlay DallFlex Compact	DN 50	900 x 900 mm	540324
sound-insulating shower underlay DallFlex Compact	DN 50	1000 x 1000 mm	540331
sound-insulating shower underlay DallFlex Compact	DN 50	1200 x 1200 mm	540348
sound-insulating shower underlay DallFlex Compact	DN 50	900 x 1200 mm	540355



sound-insulating shower underlay DallFlex Compact



Shower underlay DallFlex Compact

DALLMER shower underlay DallFlex Compact Plan

With drain point positioned centrally for installation with Zentrix, CeraNiveau and CeraFrame shower channels.

Outlet DN 40 horizontal, can be positioned on three sides without tools, with ball-joint, adjustable 0 – 15 degrees

SPECIFICATION

- DallFlex Plan drain body system
- flexible sealing collar for secure bonding of under-tile waterproofing (conforming to DIN 18534)
- removable trap insert, 30 mm water seal (deviating to DIN EN 1253)
- temporary blanking plate
- suitable for wheelchairs if tile size > 5 x 5 cm

MATERIAL

expanded polystyrene (EPS), top side reinforced with glass fibre fabric and lined with waterproof fleece; drain body made of highly impact-resistant polypropylene, outlet polyethylene, weldable

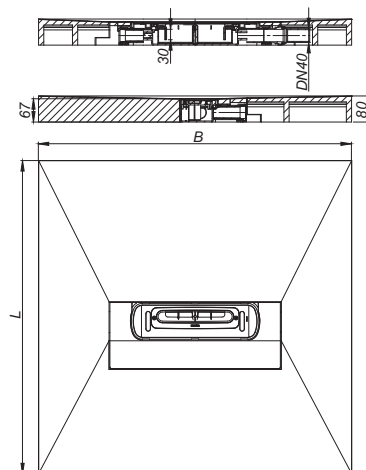
FLOW RATE TESTED TO DIN EN 1253 TAB. 3, (with 10/20 mm water over cover plate) conforming to DIN EN 274

	Required	Dallmer
DN 40	0,4 l/s	0,48/0,5 l/s

ITEM	DN	B x L	PART NO.
shower underlay DallFlex Compact Plan	DN 40	900 x 900 mm	540133
shower underlay DallFlex Compact Plan	DN 40	1000 x 1000 mm	540171
shower underlay DallFlex Compact Plan	DN 40	1200 x 1200 mm	540188
shower underlay DallFlex Compact Plan	DN 40	900 x 1200 mm	540195



shower underlay DallFlex Compact Plan

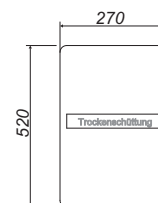


DALLMER sound-insulating dry fill material

Accessories for DallFlex sound-insulating shower underlay.

Volume		
Shower underlay dimensions	kg	No. of bags
900 x 900 mm	42,52	2
900 x 1200 mm	59,64	3
1000 x 1000 mm	54,58	3
1200 x 1200 mm	82,49	4

ITEM	AMOUNT	PART NO.
sound-insulating dry fill material	22.5 kg	540362




DALLMER supportset shower underlay DallFlex

For height adjustment of DallFlex shower underlays. Three combinable shower bases with a height of 20, 30 and 40 mm.

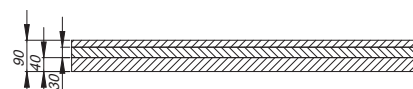
MATERIAL

rigid expanded polystyrene (EPS) foam

ITEM	DIMENSION	PART NO.
supportset shower underlay DallFlex	900 x 900 mm	540393
supportset shower underlay DallFlex	1000 x 1000 mm	540409
supportset shower underlay DallFlex	1200 x 1200 mm	540416
supportset shower underlay DallFlex	900 x 1200 mm	540423



supportset shower underlay DallFlex



The Dallmer seal concept

All Dallmer drainage systems for mounting bonded waterproofing comply with DIN 18534

DIN 18534
compliant



drain body DallFlex

For the DallFlex system family, we provide a general appraisal certificate on the compatibility with the liquid seals and sheet seals from a number of manufacturers

Dallmer has been a key driver of the technical development that is now reflected in the new standard. The required flange width for shower channels and floor drains of at least 50 mm, for example, has been a standard at Dallmer for years. This is just one of the reasons why the installation and waterproofing of Dallmer products is so straightforward.

Assembly of the DallFlex drain body retains the clear separation of tasks so valued by practitioners: the plumber installs the drain on the unfinished floor and connects it directly to the drainpipe. The sealing sleeve with the required width is then just

clipped into the housing prior to application of the bonded waterproofing.

If the drain is being fitted in an area with water exposure class W3-I – such as public in-line showers – the flange width and overlapping must meet more stringent requirements. Yet the DallFlex drains still comply with the standards as the width of the sealing sleeve around the drain is generally 100 mm.

What is included in our offering

*We make light work of everyday chores –
from the warranty right through to all aspects of technology*

10 years
WARRANTY*
DALLMER

A promise which you can
extend to your customers

On-call support:
The DALLMER Service Hotline
+49 800 3255637

Monday to Thursday: 7.15 a.m. to 5 p.m.,
Friday: 7.15 a.m. to 2 p.m.

▶ youtube.com/DallmerVideos

fb facebook.com/dallmer.official

p pinterest.de/dallmer_official

ig instagram.com/dallmer_official

☎ Dallmer WhatsApp-Service:
+49 170 2801433

DATED 07/2021

Registered Address:

Dallmer Ltd.
c/o Seago and Stopps Limited
61 Station Road
Sudbury, Suffolk CO 10 2 SP
United Kingdom
Co. Reg. No.: 03235118

Business Address:

Dallmer GmbH + Co. KG
Wiebelsheidestrasse 25
59757 Arnsberg
Germany

T +44 (0) 17 87 24 82 44
E sales@dallmer.com
accounts@dallmer.com
W www.dallmer.com

DALLMER