

**TECElinus shower channel set, flat, cover "2 in 1"**

Article number: 15103070

Nominal length: 700 mm

Total length L: 700 mm

Visible dim. after installation: 640 mm

Width in unfinished state: 135 mm

Visible width after installation: 75 mm

Tileable channel length inside: 614 mm

Tileable channel width inside: 49 mm

Tileable channel height inside: 13 mm

DU 1: 1 pc.

DU 2: 40 pc.

Description:

Shower channel set for connecting to DN 50 drain pipe, for installing in screed, with adhesive flange and sealing sleeve to connect to composite seals, with turnable cover "2 in 1" (brushed stainless steel finish / tileable channel).

Consisting of:

- Channel body with adhesive flange made of polished stainless steel, material 1.4301 (304)
- Central connection piece to connect the drain
- Drain DN 50 with lateral outlet connection piece, 360° rotatable, 25 mm water seal height, drainage capacity 0.8 l/s (to DIN EN 1253)
- Sealing sleeve that the customer can attach to the channel flange and for installation in the composite seal
- Assembly feet to adjust the height and fix the position of the channel, infinitely variable height adjustment up to 125 mm (lower edge of assembly feet to upper edge of channel)
- Turnable cover "2 in 1" for fitting into the channel body, made of stainless steel. Maximum test load 300 kg based on load class K3. For use of brushed stainless steel finish or tileable channel. Tiles can be attached by the customer using elastic adhesive, e.g. silicon or epoxy resin adhesive.

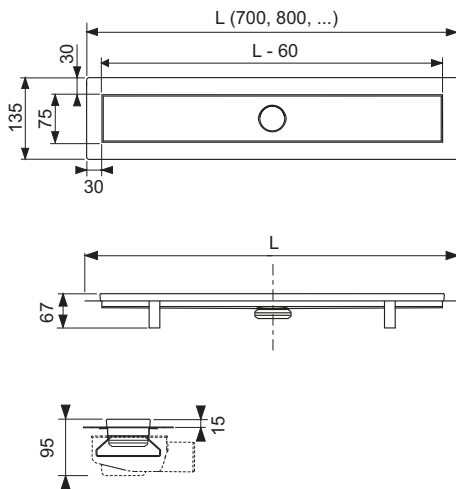
Caution:

Check the adhesive to ensure tile compatibility!

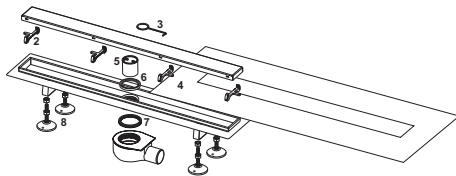
Sales data:

Product name: TECElinus shower channel set, flat, cover "2 in 1", 700 mm
Commodity group: 645
Product group: 3006450010

Dimensional drawings:



Spare parts:



- | | | |
|---|----------|--|
| 1 | 15190010 | Cover "2 in 1", 700 mm |
| 2 | 668020 | Hollow feet, grey (from 08/2007) |
| 3 | 668014 | Lift tool |
| 4 | 15190000 | Sealing sleeve, 700 mm |
| 5 | 668010 | Immersion tube (H = 49 mm) for outlet flat |
| 6 | 668012 | Immersion pipe seal |
| 7 | 668032 | Seal between channel and drain with grip claw, from 2015 |
| 8 | 15190009 | Assembly feet, 4 pc. as a set |

**TECElinus shower channel set, flat, cover "2 in 1"****Article number:** 15103080**Nominal length:** 800 mm**Total length L:** 800 mm**Visible dim. after installation:** 740 mm**Width in unfinished state:** 135 mm**Visible width after installation:** 75 mm**Tileable channel length inside:** 714 mm**Tileable channel width inside:** 49 mm**Tileable channel height inside:** 13 mm**DU 1:** 1 pc.**DU 2:** 40 pc.**Description:**

Shower channel set for connecting to DN 50 drain pipe, for installing in screed, with adhesive flange and sealing sleeve to connect to composite seals, with turnable cover "2 in 1" (brushed stainless steel finish / tileable channel).

Consisting of:

- Channel body with adhesive flange made of polished stainless steel, material 1.4301 (304)
- Central connection piece to connect the drain
- Drain DN 50 with lateral outlet connection piece, 360° rotatable, 25 mm water seal height, drainage capacity 0.8 l/s (to DIN EN 1253)
- Sealing sleeve that the customer can attach to the channel flange and for installation in the composite seal
- Assembly feet to adjust the height and fix the position of the channel, infinitely variable height adjustment up to 125 mm (lower edge of assembly feet to upper edge of channel)
- Turnable cover "2 in 1" for fitting into the channel body, made of stainless steel. Maximum test load 300 kg based on load class K3. For use of brushed stainless steel finish or tileable channel. Tiles can be attached by the customer using elastic adhesive, e.g. silicon or epoxy resin adhesive.

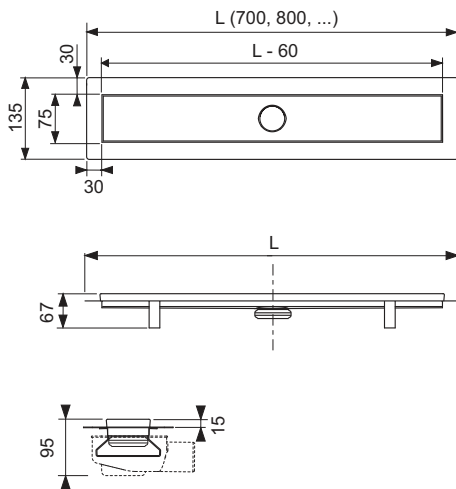
Caution:

Check the adhesive to ensure tile compatibility!

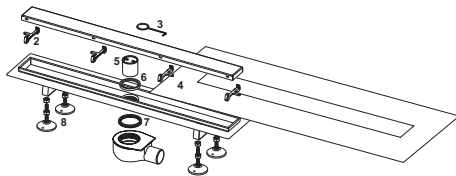
Sales data:

Product name: TECElinus shower channel set, flat, cover "2 in 1", 800 mm
Commodity group: 645
Product group: 3006450010

Dimensional drawings:



Spare parts:



- | | | |
|---|----------|--|
| 1 | 15190011 | Cover "2 in 1", 800 mm |
| 2 | 668020 | Hollow feet, grey (from 08/2007) |
| 3 | 668014 | Lift tool |
| 4 | 15190001 | Sealing sleeve, 800 mm |
| 5 | 668010 | Immersion tube (H = 49 mm) for outlet flat |
| 6 | 668012 | Immersion pipe seal |
| 7 | 668032 | Seal between channel and drain with grip claw, from 2015 |
| 8 | 15190009 | Assembly feet, 4 pc. as a set |

**TECElinus shower channel set, flat, cover "2 in 1"**

Article number: 15103090

Nominal length: 900 mm

Total length L: 900 mm

Visible dim. after installation: 840 mm

Width in unfinished state: 135 mm

Visible width after installation: 75 mm

Tileable channel length inside: 814 mm

Tileable channel width inside: 49 mm

Tileable channel height inside: 13 mm

DU 1: 1 pc.

DU 2: 40 pc.

Description:

Shower channel set for connecting to DN 50 drain pipe, for installing in screed, with adhesive flange and sealing sleeve to connect to composite seals, with turnable cover "2 in 1" (brushed stainless steel finish / tileable channel).

Consisting of:

- Channel body with adhesive flange made of polished stainless steel, material 1.4301 (304)
- Central connection piece to connect the drain
- Drain DN 50 with lateral outlet connection piece, 360° rotatable, 25 mm water seal height, drainage capacity 0.8 l/s (to DIN EN 1253)
- Sealing sleeve that the customer can attach to the channel flange and for installation in the composite seal
- Assembly feet to adjust the height and fix the position of the channel, infinitely variable height adjustment up to 125 mm (lower edge of assembly feet to upper edge of channel)
- Turnable cover "2 in 1" for fitting into the channel body, made of stainless steel. Maximum test load 300 kg based on load class K3. For use of brushed stainless steel finish or tileable channel. Tiles can be attached by the customer using elastic adhesive, e.g. silicon or epoxy resin adhesive.

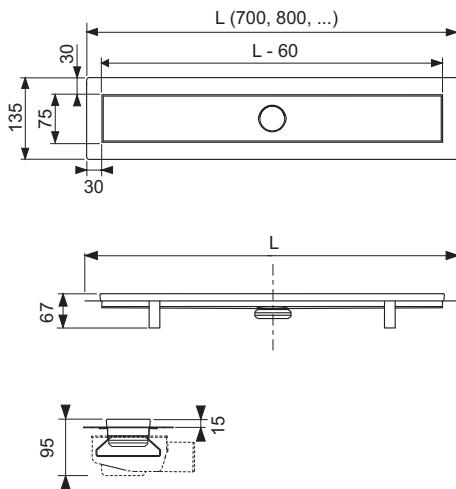
Caution:

Check the adhesive to ensure tile compatibility!

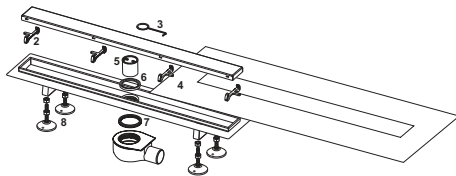
Sales data:

Product name: TECElinus shower channel set, flat, cover "2 in 1", 900 mm
Commodity group: 645
Product group: 3006450010

Dimensional drawings:



Spare parts:



- | | | |
|---|----------|--|
| 1 | 15190012 | Cover "2 in 1", 900 mm |
| 2 | 668020 | Hollow feet, grey (from 08/2007) |
| 3 | 668014 | Lift tool |
| 4 | 15190002 | Sealing sleeve, 900 mm |
| 5 | 668010 | Immersion tube (H = 49 mm) for outlet flat |
| 6 | 668012 | Immersion pipe seal |
| 7 | 668032 | Seal between channel and drain with grip claw, from 2015 |
| 8 | 15190009 | Assembly feet, 4 pc. as a set |